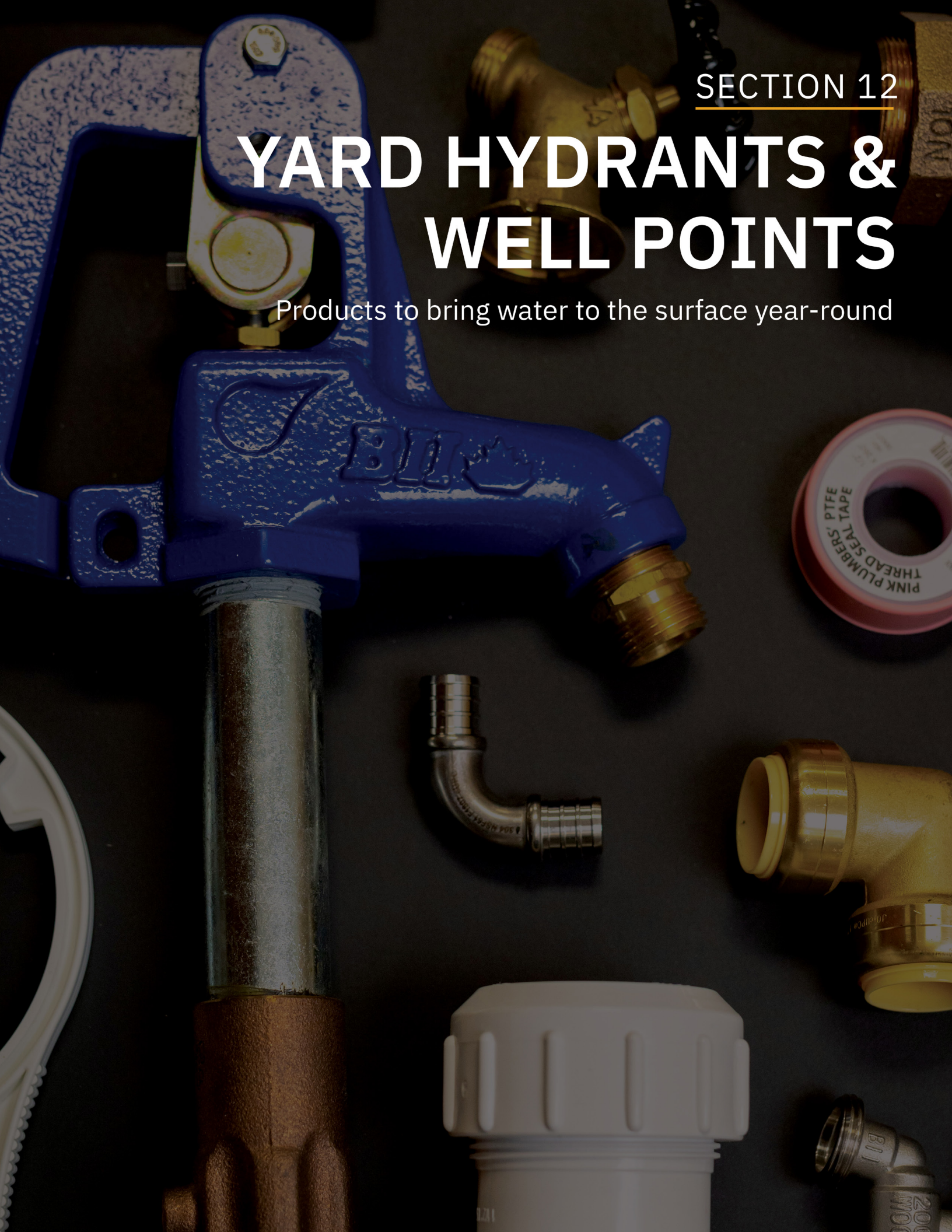


SECTION 12

# YARD HYDRANTS & WELL POINTS

Products to bring water to the surface year-round



**INDEX**

<b>Product Line</b>	<b>Page</b>
Premium Yard Hydrants	1
Premium Yard Hydrant Replacement Parts	3
Standard Yard Hydrants	4
Standard Yard Hydrant Replacement Parts	4
Well Screens	5
Well Points	5
Drive Caps	6
Drive Couplings	6
Jet Points	6
Pump Savers	7
PVC Well Point & Screen Accessories	7
Hand Pump	8
Soft Cup Leathers	9
Valve Leathers	9

## PREMIUM YARD HYDRANTS

All Boshart Yard Hydrants feature a cast iron head with a bucket hook and come with a removable 3/4" GHT brass garden connector. They have a large handle that can be firmly held in any position to regulate flow using a thumb bolt. A locking eye allows the yard hydrant to be pad-locked in the closed position.

1" stand pipe.

3/8" steel connecting rod & coupling.

Temperature Range: Up to 120°F (49°C), Maximum Pressure: 125 PSI

Part No.	Inlet Connection	Bury Length	Overall Length	Quantity	
				L1	L2



**Galvanized Pipe, Bronze, Valve Body,  
• Standard ASTM A53 Specification for Pipe**

YHP-01	3/4" FPT	1.0'	45.00"	40
YHP-015	3/4" FPT	1.5'	51.00"	40
YHP-02	3/4" FPT	2.0'	57.00"	40
YHP-03	3/4" FPT	3.0'	69.00"	40
YHP-04	3/4" FPT	4.0'	81.00"	40
YHP-05	3/4" FPT	5.0'	93.00"	40
YHP-06	3/4" FPT	6.0'	105.00"	40
YHP-07	3/4" FPT	7.0'	117.00"	40
YHP-08	3/4" FPT	8.0'	129.00"	40
YHP-10	3/4" FPT	10.0'	153.00"	40
YHPHC-01	1" FPT	1.0'	45.00"	40
YHPHC-015	1" FPT	1.5'	51.00"	40
YHPHC-02	1" FPT	2.0'	57.00"	40
YHPHC-03	1" FPT	3.0'	69.00"	40
YHPHC-04	1" FPT	4.0'	81.00"	40
YHPHC-05	1" FPT	5.0'	93.00"	40
YHPHC-06	1" FPT	6.0'	105.00"	40
YHPHC-07	1" FPT	7.0'	117.00"	40
YHPHC-08	1" FPT	8.0'	129.00"	40
YHPHC-10	1" FPT	10.0'	153.00"	40
YHPHC-13	1" FPT	13.0'	189.00"	40



**Galvanized Pipe, Bronze, Valve Body,  
• NSF/ANSI 372 Certified  
• Standard ASTM A53 Specification for Pipe**

YHP-01NL	3/4" FPT	1.0'	45.00"	40
YHP-015NL	3/4" FPT	1.5'	51.00"	40
YHP-02NL	3/4" FPT	2.0'	57.00"	40
YHP-03NL	3/4" FPT	3.0'	69.00"	40
YHP-04NL	3/4" FPT	4.0'	81.00"	40
YHP-05NL	3/4" FPT	5.0'	93.00"	40
YHP-06NL	3/4" FPT	6.0'	105.00"	40
YHP-07NL	3/4" FPT	7.0'	117.00"	40
YHP-08NL	3/4" FPT	8.0'	129.00"	40
YHP-10NL	3/4" FPT	10.0'	153.00"	40
YHP-13NL	3/4" FPT	13.0'	189.00"	40
YHPHC-01NL	1" FPT	1.0'	45.00"	40
YHPHC-015NL	1" FPT	1.5'	51.00"	40
YHPHC-02NL	1" FPT	2.0'	57.00"	40
YHPHC-03NL	1" FPT	3.0'	69.00"	40
YHPHC-04NL	1" FPT	4.0'	81.00"	40
YHPHC-05NL	1" FPT	5.0'	93.00"	40
YHPHC-06NL	1" FPT	6.0'	105.00"	40
YHPHC-07NL	1" FPT	7.0'	117.00"	40
YHPHC-08NL	1" FPT	8.0'	129.00"	40
YHPHC-10NL	1" FPT	10.0'	153.00"	40
YHPHC-13NL	1" FPT	13.0'	189.00"	40



Contact your sales rep for any further information

Toll Free: 1-800-561-3164

boshart.com

## PREMIUM YARD HYDRANTS

Part No.	Inlet Connection	Bury Length	Overall Length	Quantity	
				L1	L2



**304 Stainless Steel Pipe, Bronze Valve Body**

YHPCR-01	3/4" FPT	1.0'	45.00"	40	
YHPCR-015	3/4" FPT	1.5'	51.00"	40	
YHPCR-02	3/4" FPT	2.0'	57.00"	40	
YHPCR-03	3/4" FPT	3.0'	69.00"	40	
YHPCR-04	3/4" FPT	4.0'	81.00"	40	
YHPCR-05	3/4" FPT	5.0'	93.00"	40	
YHPCR-06	3/4" FPT	6.0'	105.00"	40	
YHPCR-07	3/4" FPT	7.0'	117.00"	40	
YHPCR-08	3/4" FPT	8.0'	129.00"	40	
YHPCR-10	3/4" FPT	10.0'	153.00"	40	
YHPHCCR-01	1" FPT	1.0'	45.00"	40	
YHPHCCR-015	1" FPT	1.5'	51.00"	40	
YHPHCCR-02	1" FPT	2.0'	57.00"	40	
YHPHCCR-03	1" FPT	3.0'	69.00"	40	
YHPHCCR-04	1" FPT	4.0'	81.00"	40	
YHPHCCR-05	1" FPT	5.0'	93.00"	40	
YHPHCCR-06	1" FPT	6.0'	105.00"	40	
YHPHCCR-07	1" FPT	7.0'	117.00"	40	
YHPHCCR-08	1" FPT	8.0'	129.00"	40	
YHPHCCR-10	1" FPT	10.0'	153.00"	40	



**304 Stainless Steel Pipe, Bronze Valve Body,  
• NSF/ANSI 372 Certified**

YHPCR-01NL	3/4" FPT	1.0'	45.00"	40	
YHPCR-015NL	3/4" FPT	1.5'	51.00"	40	
YHPCR-02NL	3/4" FPT	2.0'	57.00"	40	
YHPCR-03NL	3/4" FPT	3.0'	69.00"	40	
YHPCR-04NL	3/4" FPT	4.0'	81.00"	40	
YHPCR-05NL	3/4" FPT	5.0'	93.00"	40	
YHPCR-06NL	3/4" FPT	6.0'	105.00"	40	
YHPCR-07NL	3/4" FPT	7.0'	117.00"	40	
YHPCR-08NL	3/4" FPT	8.0'	129.00"	40	
YHPCR-10NL	3/4" FPT	10.0'	153.00"	40	
YHPHCCR-01NL	1" FPT	1.0'	45.00"	40	
YHPHCCR-015NL	1" FPT	1.5'	51.00"	40	
YHPHCCR-02NL	1" FPT	2.0'	57.00"	40	
YHPHCCR-03NL	1" FPT	3.0'	69.00"	40	
YHPHCCR-04NL	1" FPT	4.0'	81.00"	40	
YHPHCCR-05NL	1" FPT	5.0'	93.00"	40	
YHPHCCR-06NL	1" FPT	6.0'	105.00"	40	
YHPHCCR-07NL	1" FPT	7.0'	117.00"	40	
YHPHCCR-08NL	1" FPT	8.0'	129.00"	40	
YHPHCCR-10NL	1" FPT	10.0'	153.00"	40	








YARD HYDRANTS, WELL POINTS & HAND PUMPS

Contact your sales rep for any further information

**Toll Free: 1-800-561-3164**  
**boshart.com**

## PREMIUM YARD HYDRANT REPLACEMENT PARTS

These are the replacement parts for premium yard hydrants that have part numbers beginning with YHP.

	Part No.	Size	Description	Quantity	
				L1	L2
	<b>Valve Body Bronze</b>				
	13YH-VB07	3/4"	Leaded		
	13YH-VB07HCNL	3/4"	No Lead		
	13YH-VB10	1"	Leaded		
	<b>Plunger</b>				
	This replacement plunger is installed in the valve body.				
	13YH-P01		Stainless & Rubber		
	<b>Components</b>				
	These are the replacement components for yard hydrant assemblies.				
	13YH-H01		Heavy Duty Head Casting - Blue		10
	13YH-H02		Heavy Duty Leaver Casting - Blue		
	13YH-H03	3/8"	3/8" Steel Coupling		
	13YH-H04	3/8"	3/8" Stainless Steel Operating Rod		
	13YH-H05		#204 O-ring Nitrile Buna-N (2)		
	13YH-H06	3/4"	3/4" Brass Packing Nut		
	13YH-H07	1"	1" Zinc Plated Steel Pivot Connector		
	13YH-H08		5/16"-18 UNC x 3/4" 18.8 Stainless Steel Set Screw		
	13YH-H09		Zinc Plated Steel Draw Strap-Colorized (2)		
	13YH-H10/11	1/4"	1/4" Stainless Steel Lever Bolt & Lock Nut		
	13YH-H12	3/4"	3/4" - 14 NPT Brass Hose Bibb Adapter		
	13YH-H13		5/16" - 18 UNC x 3/4" Thumb Bolt		
	<b>Head Assembly Kit</b>				
	Kit includes: 13YH-H01, 13YH-H02, 13YH-H03, 13YH-H04, 13YH-H05, 13YH-H06, 13YH-H07, 13YH-H08, 13YH-H09, 13YH-H10/11, 13YH-H12, 13YH-H13				
	13YH-HA				10
	<b>Repair Kit</b>				
	Kit Includes: 13YH-H09, 13YH-H07, 13YH-H08, 13YH-H06, 13YH-H05, 13YH-P01				
	13YH-REPKIT				10

Contact your sales rep for any further information

Toll Free: 1-800-561-3164

boshart.com

## STANDARD YARD HYDRANTS

These yard hydrants feature a cast iron head with a bucket hook and come with a removable 3/4" GHT brass garden connector. They have a large handle that can be firmly held in any position to regulate flow using a thumb bolt. A locking eye allows the yard hydrant to be pad-locked in the closed position.

1" stand pipe.

3/8" steel connecting rod & coupling.

Temperature Range: Up to 120°F (49°C), Maximum Pressure: 125 PSI



Part No.	Inlet Connection	Bury Length	Overall Length	Quantity	
				L1	L2
<b>Galvanized Pipe, Brass Valve Body, • NSF / ANSI 372 Certified</b>					
YHS-01NL	3/4" FPT	1.0'	39.20"	128	
YHS-02NL	3/4" FPT	2.0'	51.20"	128	
YHS-03NL	3/4" FPT	3.0'	63.20"	128	
YHS-04NL	3/4" FPT	4.0'	75.30"	128	
YHS-05NL	3/4" FPT	5.0'	87.30"	128	
YHS-06NL	3/4" FPT	6.0'	99.30"	128	



## STANDARD YARD HYDRANT REPLACEMENT PARTS

These are the replacement parts for standard yard hydrants that have part numbers beginning with YHS.



Part No.	Size	Description	Quantity	
			L1	L2
<b>Valve Body Brass</b>				
2-13YH-VB07	3/4"	No Lead		50
<b>Plunger</b> This replacement plunger is installed in the valve body. This kit includes one new and one old style plunger.				
2-13YH-P01		Brass & Rubber		
<b>Components</b> These are the replacement components for standard yard hydrant assemblies.				
2-13YH-H01		Head Casting - Blue	1	
2-13YH-H02		Leaver Casting - Blue	1	
2-13YH-H03	3/8"	3/8" Steel Coupling	1	
2-13YH-H04	3/8"	3/8" Stainless Steel Operating Rod		200
2-13YH-H05		#204 O-ring Nitrile Buna-N (2)		500
2-13YH-H06	3/4"	3/4" Brass Packing Nut		
2-13YH-H07	1"	1" Zinc Plated Steel Pivot Connector		
2-13YH-H08		Zinc Square Head Set Screw		
2-13YH-H09		Zinc Plated Steel Draw Strap-Colorized (2)		2
<b>Head Assembly Kit</b> Kit includes: 2-13YH-H01, 2-13YH-H02, 2-13YH-H03, 2-13YH-H04, 2-13YH-H05, 2-13YH-H06, 2-13YH-H07, 2-13YH-H08, 2-13YH-H09, 13YH-H10/11, 2-13YH-P01, 2-13YH-VB07				
2-13YH-HA			1	10
<b>Repair Kit</b> Kit Includes: 2-13YH-H09, 2-13YH-H07, 2-13YH-H08, 2-13YH-H06, 2-13YH-H05, 2-13YH-P01				
2-13YH-REPKIT				



Contact your sales rep for any further information

**Toll Free: 1-800-561-3164**  
boshart.com

## WELL SCREENS

Boshart's well screens are generally used when the design of the well requires attachment of the screen directly to the well casing; and where it is desired to maintain the same inside diameter throughout the full depth of the well. Smaller diameter screens may be telescoped inside larger casings with the use of K-Packers or other approved forms of sealing the void space between the screen and casing.



Part No.	Size	Pipe Length	Quantity	
			L1	L2
<b>PVC, Mesh, 0.010" Slot</b>				
PWS20-48-010	2"	4'	12	
PWS20-60-010	2"	5'	12	
PWS30-48-010	3"	4'	3	
PWS30-60-010	3"	5'	3	
PWS40-48-010	4"	4'	4	
PWS40-60-010	4"	5'	4	

## WELL POINTS

Boshart's well points are designed for drilling into all types of conditions.



Part No.	Size	Pipe Length	Overall Length	Quantity	
				L1	L2
<b>304 Stainless Steel, 60 Mesh, 0.010" Slot</b>					
These well points feature an octagonal head to prohibit turning. They can be extended by removing the head and adding a drive coupling. They have a compact design which provides excellent screening area. Solid columns are running the entire length of the pipe ensuring structural integrity.					
• NSF/ANSI Standard 372 Certified					
WP12-24-60M	1-1/4"	24"	29.00"	4	168
WP12-30-60M	1-1/4"	30"	35.00"	4	168
WP12-36-60M	1-1/4"	36"	41.00"	4	144
WP12-48-60M	1-1/4"	48"	53.00"	4	96
WP20-36-60M	2"	36"	42.00"	4	80
WP20-48-60M	2"	48"	55.00"	4	80
<b>304 Stainless Steel, 80 Mesh, 0.008" Slot</b>					
These well points feature an octagonal head to prohibit turning. They can be extended by removing the head and adding a drive coupling. They have a compact design which provides excellent screening area. Solid columns are running the entire length of the pipe ensuring structural integrity.					
• NSF/ANSI Standard 372 Certified					
WP12-24-80M	1-1/4"	24"	29.00"	4	168
WP12-30-80M	1-1/4"	30"	35.00"	4	168
WP12-36-80M	1-1/4"	36"	41.00"	4	144
WP12-48-80M	1-1/4"	48"	53.00"	4	96
WP20-36-80M	2"	36"	42.00"	4	80
WP20-48-80M	2"	48"	55.00"	4	80
<b>304 Stainless Steel, 100 Mesh, 0.006" Slot</b>					
These well points feature an octagonal head to prohibit turning. They can be extended by removing the head and adding a drive coupling. They have a compact design which provides excellent screening area. Solid columns are running the entire length of the pipe ensuring structural integrity.					
• NSF/ANSI Standard 372 Certified					
WP12-30-100M	1-1/4"	30"	35.00"	4	168
WP12-36-100M	1-1/4"	36"	41.00"	4	144
WP12-48-100M	1-1/4"	48"	53.00"	4	96
WP20-36-100M	2"	36"	42.00"	4	80

Contact your sales rep for any further information

Toll Free: 1-800-561-3164  
boshart.com

### WELL POINTS

Part No.	Size	Pipe Length	Overall Length	Quantity	
				L1	L2
<b>PVC, Mesh, 0.010" Slot</b>					
These well points are commonly used for small diameter shallow wells in residential, irrigation and water systems. They are not recommended for hard driving. Well points are washed down and then driven lightly into the water bearing sand or light gravel. Plastic well points are horizontal slots.					
PWP12-36-010	1-1/4"	3'		4	
PWP12-48-010	1-1/4"	4'		4	
PWP12-60-010	1-1/4"	5'		4	
PWP15-36-010	1-1/2"	3'		20	
PWP15-48-010	1-1/2"	4'		20	
PWP15-60-010	1-1/2"	5'		20	
PWP20-36-010	2"	3'		4	
PWP20-48-010	2"	4'		4	
PWP20-60-010	2"	5'		4	

### DRIVE CAPS

Boshart's drive caps are used to protect the threads when the well point is being installed.



Part No.	Size	Quantity	
		L1	L2
18-181	1-1/4"	20	
18-183	2"	16	

### DRIVE COUPLINGS

Boshart's drive couplings have additional threads to ensure the coupling stays snug during installation.



Part No.	Size	Quantity	
		L1	L2
18-184	1-1/4"	25	50
18-186	2"	20	

### JET POINTS

Boshart's jet points offer the versatility and simplicity of being attached to a well screen, eliminating the added expense of a washdown valve and additional labor and material. The unique design allows for maximum fluid circulation and forceful jetting action. For rapid installation and development of a single well or multi-well monitoring and residential applications.



Part No.	Size	Pipe Length	Quantity	
			L1	L2
<b>PVC, Mesh, 0.010" Slot</b>				
PWJP12-36-010	1-1/4"	3'	24	
PWJP20-36-010	2"	3'	12	
PWJP20-60-010	2"	5'	12	

Contact your sales rep for any further information

Toll Free: 1-800-561-3164  
boshart.com

Rev. 5.2



## PUMP SAVERS





Pump savers go around a submersible pump for extra protection in abrasive environments including ponds, rivers, waterways and sand pumping wells. The discharge cone is 1-1/4".



Part No.	Slot Size	Overall Length	Quantity		
			L1	L2	
	PWPS40-60-010	0.010"	63.00"	4	
	PWPS40-60-040	0.040"	63.00"	4	

## PVC WELL POINT & SCREEN ACCESSORIES

These accessories are used with PVC well points and screens.

Part No.	Size	Quantity	
		L1	L2
<b>Flush Plug</b>			
<b>PVC,</b>			
For schedule 40 pipe			
	PWA-PL20	2"	6
	PWA-PL40	4"	
<b>Flush Coupling</b>			
<b>PVC,</b>			
Used to join two pieces of PVC Schedule 40 pipe together			
	PWA-FC12	1-1/4"	5 25
	PWA-FC15	1-1/2"	5 25
	PWA-FC20	2"	5 25
<b>Washdown Valve</b>			
Valve is supplied with a coupling			
	PWA-WDV20	2"	12
<b>Well Point</b>			
<b>PVC</b>			
	PWA-PT12	1-1/4"	12
	PWA-PT20	2"	12
	PWA-PT40	4"	6

YARD HYDRANTS,  
WELL POINTS & HAND PUMPS

Contact your sales rep for any further information

Toll Free: 1-800-561-3164

boshart.com

### HAND PUMP

Boshart's hand pump is recommended for shallow pump applications, ideal for installation on a barrel or holding tank. The maximum lift rating is 25', measured from the water surface to the spout. It features an open spout with leather valve and plunger cup. The cylinder barrel has a 3" I.D. and a 1-1/4" drop pipe connection.



Part No.	Quantity	
	L1	L2
19-HP	1	125

### HAND PUMP REPLACEMENT PARTS

These replacement parts are for the hand pump.



Part No.	Size	Description	Quantity	
			L1	L2
19-HP-01	3"	3" Plunger Assembly	1	20
19-HP-02		Valve Leather & Weight Assembly	1	20
19-HP-06		Repair Kit, Valve & Cup Leather		



### PUMP ROD

This pump rod is 7/16" threaded and coupled. Length is 21' and there are 10 lengths to a bundle.

Part No.	Size	Quantity	
		L1	L2
19-PR716	7/16"	210	



### ROD COUPLINGS

These rod couplings have a female rod connection at each end.

Part No.	Size	Description	Quantity	
			L1	L2
19-RC720-03	7/16"	5/8" Hexagon	25	
19-RC720-05	7/16" x 1/2"	11/16" Hexagon		
19-RC720-07	7/16" x 5/8"	13/16" Hexagon		



Contact your sales rep for any further information

Toll Free: 1-800-561-3164  
boshart.com

Rev. 5.2

## SOFT CUP LEATHERS

Boshart's soft cup leathers are soft, pliable and waterproof. They are for applications where little water absorption and swelling is desired, such as piston pumps, shallow setting brass-cylinder barrels, air pumps.



Part No.	Outer Diameter	Hole Size	Quantity	
			L1	L2
CLS118	1.13"	0.38"		
CLS114	1.25"	0.63"		
CLS114-2	1.25"	0.25"		
CLS114-5	1.25"	0.50"		
CLS138	1.38"	0.63"		
CLS138-5	1.38"	0.50"		
CLS112	1.50"	0.63"		
CLS112-5	1.50"	0.50"		
CLS158	1.63"	0.63"		
CLS158-5	1.63"	0.50"		
CLS158-L	1.63"	1.13"		
CLS11116-L	1.69"	1.00"		
CLS134	1.75"	0.63"		
CLS134-L	1.75"	1.13"		
CLS11316	1.81"	0.63"		
CLS11316-L	1.81"	1.19"		
CLS178	1.88"	0.63"		
CLS2	2.00"	0.63"		
CLS2-L	2.00"	1.25"		
CLS218-L	2.13"	1.31"		
CLS214	2.25"	0.63"		
CLS214-L	2.25"	1.50"		
CLS212	2.50"	0.63"		
CLS212-L	2.50"	1.63"		
CLS234-L	2.75"	1.88"		
CLS278-L	2.88"	2.00"		
CLS3	3.00"	0.63"		
CLS3-L	3.00"	2.00"		
CLS312	3.50"	0.63"		
CLS312-L	3.50"	2.50"		
CLS4	4.00"	0.63"		
CLS4-L	4.00"	3.00"		

YARD HYDRANTS, WELL POINTS & HAND PUMPS

## VALVE LEATHERS

Boshart's valve leathers are for repairing pitcher pumps and cast iron flapper foot valves.



Part No.	Outer Diameter	Foot Valve Size	Quantity	
			L1	L2
19-VL10	10.00"			
19-VL1278	12.88"	8.00"		
19-VL2	2.00"			
19-VL212	2.50"	1.00"		
19-VL234	2.75"	1.25"		
19-VL3	3.00"	1.50"		
19-VL312	3.50"			
19-VL4	4.00"			
19-VL412	4.50"			
19-VL414	4.25"	2.00"		
19-VL5	5.00"	3.00"		
19-VL6	6.00"			
19-VL634	6.75"			
19-VL714	7.25"	4.00"		
19-VL934	9.75"	6.00"		

Contact your sales rep for any further information

Toll Free: 1-800-561-3164

boshart.com

