





SPIN-OUT FILTRATION


SEDIMENT FILTERS AND SEPARATOR HOUSING KITS & ACCESSORIES





Table of Contents



	<p>Slip or Spigot Spin-Out Filter/Separator Housing & Kits Introduction Page 2</p>	
---	---	---



	<p>1" or 1-1/4" Slip or Spigot Spin-Out Filter/Separator Housing & Kits 14SFHK-M10 Pages 3 & 4</p>	
---	---	---

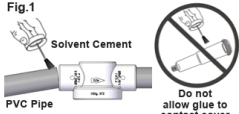

	<p>1" or 1-1/4" Slip or Spigot Spin-Out Filter/Separator Housing & Kits with MPT Adapters 14SFHK-10 Pages 5 & 6</p>	
---	--	---

	<p>1-1/2" Slip Spin-Out Filter/Separator Housing & Kits 14SFHK-15 Pages 7 & 8</p>	
---	--	---

	<p>2" Slip Spin-Out Filter/Separator Housing & Kits 14SFHK-20 Pages 9 & 10</p>	
---	---	---

	<p>Sediment Filter & Separator Elements 14(S)(F)E Pages 11-13</p>	
---	--	---

	<p>Sediment Filter & Separator Replacement Parts 14SF-XX Pages 14-16</p>	
---	---	---

<p>INSTALLATION FOR PVC PIPE Fig.1</p> 	<p>Installation Instructions 14SF-XX Pages 17 & 18</p>	<p>INSTALLATION FOR COPPER PIPE Check your local electrical code Fig.2</p> 
---	---	---

14SFHK SERIES SPIN-OUT FILTER/SEPARATOR HOUSINGS & KITS

Spin-out filtration is a method of removing sediment from water using centrifugal force rather than filter media. As water enters the unit, it is directed into a spinning motion that forces heavier particles, such as sand and grit outward to the wall of the filter bowl, where they settle into a collection chamber for easy purging.


Spin-out filters are primarily used as pre-filters to remove coarse sediment ahead of finer filtration systems. By capturing larger debris, they help prevent downstream (finishing) filters from clogging, which extends cartridge life, reducing maintenance, and improving overall system performance. While they are most commonly used in rural water well systems, as well as agricultural and irrigation applications, they are often used in other commercial and industrial applications where particulate needs to be removed from the fluid media.

These filters are rated by mesh size, which defines the size of particles they remove. The higher the mesh rating, the finer the particulate removed.

Unlike traditional filters, spin-out filters create minimal pressure loss, making them the only type of filter suitable for installation on the suction side of a pump without restricting flow or causing cavitation.

Proper sizing is critical to performance. Spin-out filters rely on adequate water velocity to create the spinning action required for separation. Selecting a unit with a higher GPM rating than necessary or oversizing the filter can reduce this effect, resulting in decreased sediment removal efficiency. **DO NOT OVERSIZE!** Make sure to size the filter within the optimal flow rate. 1" (5-23 GPM), 1-1/2" (23-45 GPM), 2" (45-100 GPM).

NOTE: Filtration performance may vary depending on flow rate, particle size, sediment concentration, and system conditions.



User Responsibility Statement: It is the user's sole responsibility to determine the product's suitability for its intended use. For full details, visit Boshart Industries [Reference Documents](#) for our User Safety Responsibility Statement and other important documents.

BOSHART
INDUSTRIES

25 Whaley Avenue, PO Box 310, Milverton, ON CANADA N0K 1M0
Tel: 800-561-3164

VISIT US ONLINE AT BOSHART.COM

For more information on installation, adjustment, repair & operation, visit Boshart Knowledge Base at SUPPORT.BOSHART.COM



14SFHK-(S)10 SERIES 1" SPIN-OUT FILTER/SEPARATOR HOUSINGS & KITS

APPLICATION:

- Water Well and Municipal Water Supplies
- Agriculture
- Industrial / Commercial / Residential
- Irrigation

FEATURES:

- Compatible with Schedule 40 & 80 PVC Pipe
- Gripper Ribs on Filter Bowl
 - No tools Required to install / remove filter bowl
- Flush System - 1/2" MPT Connection for Purge Valve
- Suitable for Installation on either the Suction or Pressure Side of Pump
- Elements marked with mesh rating and replacement O-Ring for easy identification

SPECIFICATION:

- Inlet/Outlet Connection 1" Slip or 1-1/4" Spigot: ASTM D2466
- Threaded Connections: ASME/ANSI B1.20.1
- Filter Head Materials: ASTM D1784 - Grade 1 PVC
- Maximum Pressure Rating: 150 PSI @ 73°F (23°C)
- Maximum Temperature Rating: 100°F (38°C) @ 40 PSI
- Flow Rate: 1-25 GPM (Optimal Performance: 5-23 GPM)


KIT INCLUDES:

- Filter Housing (Filter Head and Bowl)
- Purge Valve
- Filter or Separator Element (not included in basic unit 14SFHK-10 or 14SFHK-S10)
- Mounting Clamps and hardware


CERTIFICATION:

- NSF/ANSI Standard 372 Certified (Drinking Water System Components - Lead Content)

LEAD FREE

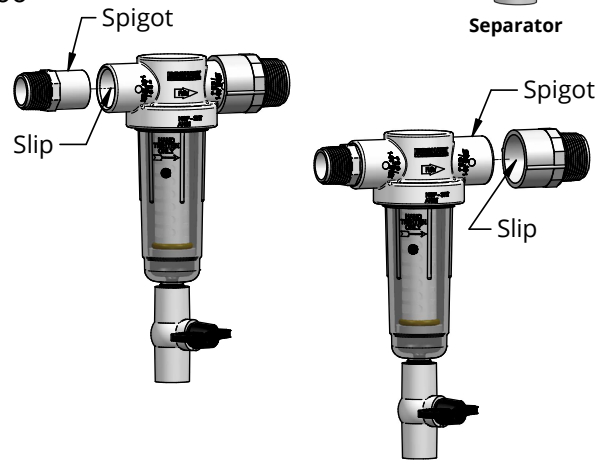


Certified by IAPMO R&T Against NSF/ANSI Standard 372 For Lead Free Compliance.



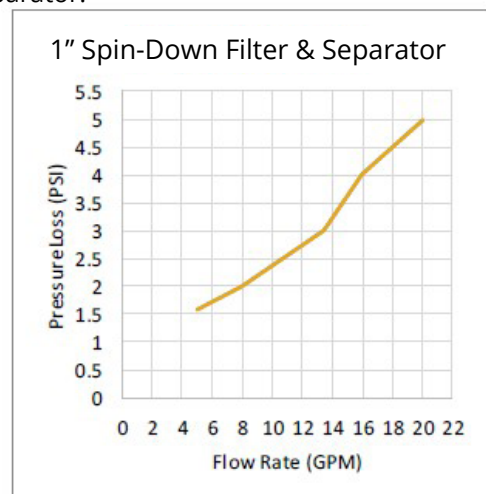
Filter

Separator



Pressure drop will be greater on a system operating at higher flow rates due to increased fluid velocity and friction losses across the separator.

MATERIAL LIST	
Part Name	Material
Head	HR-5009 Rigid Polyvinyl Chloride (PVC) (White)
Bowl	Polycarbonate Lexan 124R
Bowl O-Ring	Nitrile Butadiene Rubber (NBR)
Element Core	HR-5009 Rigid Polyvinyl Chloride (PVC) (White)
Element O-Ring	Nitrile Butadiene Rubber (NBR)
Screen	316 Stainless Steel
Purge Valve	Body: Polyvinyl Chloride (PVC) Handle: Acrylonitrile Butadiene Styrene (ABS) Seat: Thermoplastic Elastomer (TPE)
Mounting Clamp	Polyvinyl Chloride (PVC)

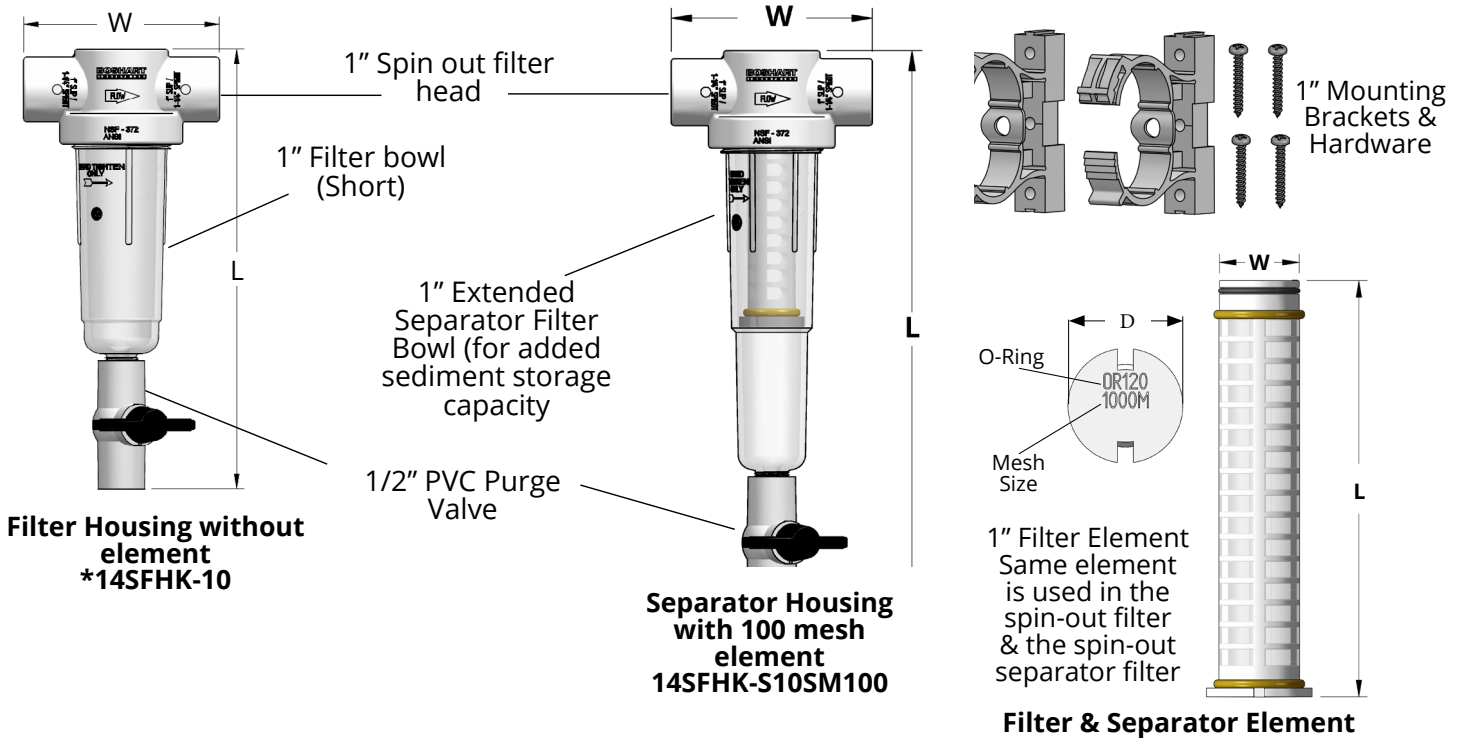


25 Whaley Avenue, PO Box 310, Milverton, ON CANADA N0K 1M0
Tel: 800-561-3164

VISIT US ONLINE AT BOSHART.COM

For more information on installation, adjustment, repair & operation, visit Boshart Knowledge Base at SUPPORT.BOSHART.COM





DIMENSIONS													
Part No.	Filter Element			Complete Unit with Valve				Filter Element Only				Weight	
	Mesh Size	Micron	Opening	W		L		W		L		lbs	grams
				in	mm	in	mm	in	mm	in	mm		
FILTER HOUSING ONLY (No Element)													
*14SFHK-10	Basic Unit			4.97	126.2	11.21	248.7	—	—	—	—	0.98	446
SEDIMENT FILTER KIT (Housing & Element)													
14SFHK-10SM024	24	711	0.0280	4.97	126.2	11.21	248.7	1.18	30.0	5.17	131.3	1.15	520
14SFHK-10SM030	30	533	0.0232										
14SFHK-10SM040	40	381	0.0165										
14SFHK-10SM060	60	254	0.0100										
14SFHK-10SM100	100	152	0.0060										
14SFHK-10SM140	140	104	0.0040										
14SFHK-10SM200	200	74	0.0029										
14SFHK-10SM250	250	61	0.0024										
14SFHK-10SM500	500	30	0.0012										
14SFHK-10SM1000	1000	15	0.0006										
SEDIMENT SEPARATOR KIT (No Element)													
*14SFHK-S10	Basic Unit			4.97	126.2	13.83	351.3	—	—	—	—	1.02	464
SEDIMENT SEPARATOR KIT (Housing & Element)													
14SFHK-S10SM024	24	711	0.0280	4.97	126.2	13.83	351.3	1.18	30.0	5.17	131.3	1.19	538
14SFHK-S10SM030	30	533	0.0232										
14SFHK-S10SM040	40	381	0.0165										
14SFHK-S10SM060	60	254	0.0100										
14SFHK-S10SM100	100	152	0.0060										
14SFHK-S10SM140	140	104	0.0040										
14SFHK-S10SM200	200	74	0.0029										
14SFHK-S10SM250	250	61	0.0024										
14SFHK-S10SM500	500	30	0.0012										
14SFHK-S10SM1000	1000	15	0.0006										



25 Whaley Avenue, PO Box 310, Milverton, ON CANADA N0K 1M0
Tel: 800-561-3164

VISIT US ONLINE AT BOSHART.COM

For more information on installation, adjustment, repair & operation, visit Boshart Knowledge Base at SUPPORT.BOSHART.COM



14SFHK-M(S)10 SERIES 1" SPIN-OUT FILTER/SEPARATOR HOUSING & KITS with male adapters


APPLICATION:

- Water Well and Municipal Water Supplies
- Agriculture
- Industrial / Commercial / Residential
- Irrigation


FEATURES:

- Compatible with Schedule 40 & 80 PVC Pipe
- Gripper Ribs on Filter Bowl - No tools Required to install / remove filter bowl
- Flush System - 1/2" MPT Connection for Purge Valve
- Suitable for Installation on either the Suction or Pressure Side of Pump
- Elements marked with mesh rating and replacement O-Ring for easy identification

LEAD FREE



Certified by IAPMO R&T
Against NSF/ANSI Standard 372
For Lead Free Compliance.

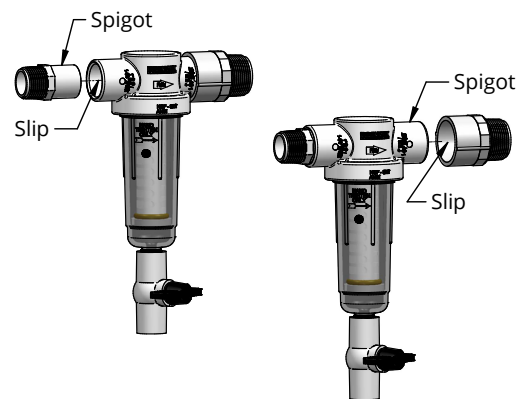


SPECIFICATION:

- Inlet/Outlet Connection 1" Slip or 1-1/4" Spigot: ASTM D2466
- Threaded Connections: ASME/ANSI B1.20.1
- Filter Head Materials: ASTM D1784 - Grade 1 PVC
- Maximum Pressure Rating: 150 PSI @ 73°F (23°C)
- Maximum Temperature Rating: 100°F (38°C) @ 40 PSI
- Flow Rate: 1-25 GPM (Optimal Performance: 5-23 GPM)

KIT INCLUDES:

- Housing
- Purge Valve
- Filter or Separator Element (not included in basic unit 14SFHK-M10 or 14SFHK-MS10)
- Mounting Clamps and hardware
- 1" Spigot x 1" MPT Adapters - not installed

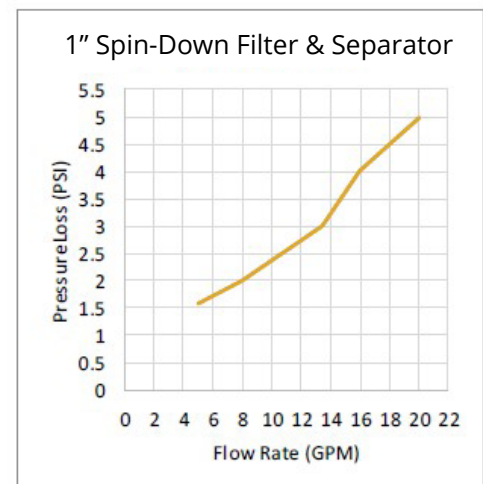


CERTIFICATION:

- NSF/ANSI Standard 372 Certified (Drinking Water System Components - Lead Content)

Pressure drop will be greater on a system operating at higher flow rates due to increased fluid velocity and friction losses across the separator.

MATERIAL LIST	
Part Name	Material
Head	HR-5009 Rigid Polyvinyl Chloride (PVC) (White)
Bowl	Polycarbonate Lexan 12R
Bowl O-Ring	Nitrile Butadiene Rubber (NBR)
Element Core	HR-5009 Rigid Polyvinyl Chloride (PVC) (White)
Element O-Ring	Nitrile Butadiene Rubber (NBR)
Screen	316 Stainless Steel
Purge Valve	Body: Polyvinyl Chloride (PVC) Handle: Acrylonitrile Butadiene Styrene (ABS) Seat: Thermoplastic Elastomer (TPE)
Mounting Clamp	Polyvinyl Chloride (PVC)
Adapters	SCH. 40 Polyvinyl Chloride (PVC) (White)



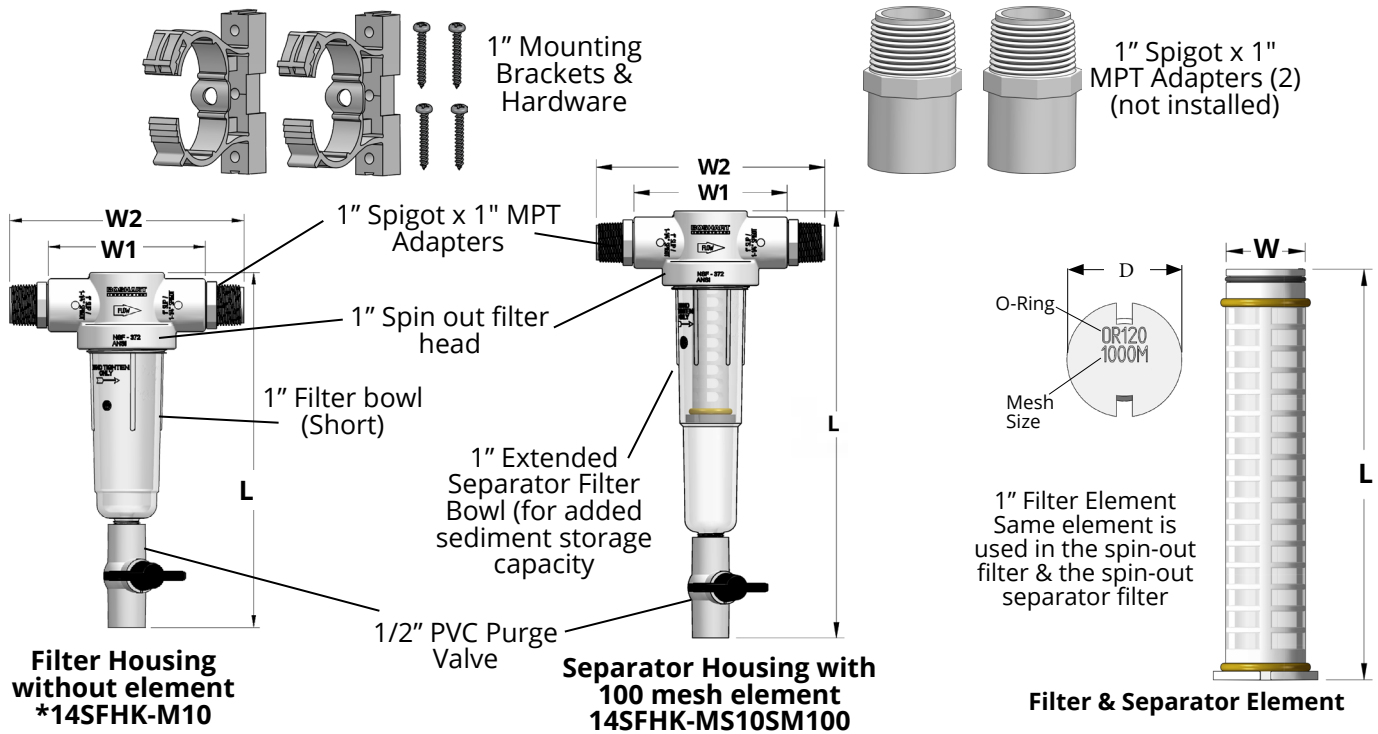
BOSHART INDUSTRIES

25 Whaley Avenue, PO Box 310, Milverton, ON CANADA N0K 1M0
Tel: 800-561-3164

VISIT US ONLINE AT BOSHART.COM

For more information on installation, adjustment, repair & operation, visit Boshart Knowledge Base at SUPPORT.BOSHART.COM





DIMENSIONS															
Part No.	Filter Element			Complete Unit with Valve					Filter Element Only				Weight		
	Mesh Size	Micron	Opening	W1		W2		L		W		L		lbs	grams
				in	mm	in	mm	in	mm	in	mm	in	mm		
FILTER HOUSING ONLY (No Element)															
*14SFHK-M10	Basic Unit			4.97	126.2	7.41	188.2	11.21	248.7	—	—	—	—	1.12	509
SEDIMENT FILTER KIT (Housing & Element)															
14SFHK-M10SM024	24	711	0.0280	4.97	126.2	7.41	188.2	11.21	248.7	1.18	30.0	5.17	131.3	1.29	584
14SFHK-M10SM030	30	533	0.0232												
14SFHK-M10SM040	40	381	0.0165												
14SFHK-M10SM060	60	254	0.0100												
14SFHK-M10SM100	100	152	0.0060												
14SFHK-M10SM140	140	104	0.0040												
14SFHK-M10SM200	200	74	0.0029												
14SFHK-M10SM250	250	61	0.0024												
14SFHK-M10SM500	500	30	0.0012												
14SFHK-M10SM1000	1000	15	0.0006												
FILTER HOUSING ONLY (No Element)															
*14SFHK-MS10	Basic Unit			4.97	126.2	7.41	188.2	13.83	351.3	—	—	—	—	1.16	526
SEDIMENT SEPARATOR KIT (Housing & Element)															
14SFHK-MS10SM024	24	711	0.0280	4.97	126.2	7.41	188.2	13.83	351.3	1.18	30.0	5.17	131.3	1.33	601
14SFHK-MS10SM030	30	533	0.0232												
14SFHK-MS10SM040	40	381	0.0165												
14SFHK-MS10SM060	60	254	0.0100												
14SFHK-MS10SM100	100	152	0.0060												
14SFHK-MS10SM140	140	104	0.0040												
14SFHK-MS10SM200	200	74	0.0029												
14SFHK-MS10SM250	250	61	0.0024												
14SFHK-MS10SM500	500	30	0.0012												
14SFHK-MS10SM1000	1000	15	0.0006												



25 Whaley Avenue, PO Box 310, Milverton, ON CANADA N0K 1M0
Tel: 800-561-3164

VISIT US ONLINE AT BOSHART.COM

For more information on installation, adjustment, repair & operation, visit Boshart Knowledge Base at SUPPORT.BOSHART.COM



14SFHK-(S)15 SERIES 1-1/2" SPIN-OUT FILTER/SEPARATOR HOUSINGS & KITS


APPLICATION:

- Water Well and Municipal Water Supplies
- Agriculture
- Industrial / Commercial / Residential
- Irrigation


FEATURES:

- Compatible with Schedule 40 & 80 PVC Pipe
- Gripper Ribs on Filter Bowl - No tools Required to install / remove filter bowl
- Flush System - 1/2" MPT Connection for Purge Valve
- Suitable for Installation on either the Suction or Pressure Side of Pump
- Elements marked with mesh rating and replacement O-Ring for easy identification

LEAD FREE



Certified by IAPMO R&T Against NSF/ANSI Standard 372 For Lead Free Compliance.



SPECIFICATION:

- Inlet/Outlet Connection 1-1/2" Slip: ASTM D2466
- Threaded Connections: ASME/ANSI B1.20.1
- Filter Head Materials: ASTM D1784 - Grade 1 PVC
- Maximum Pressure Rating: 150 PSI @ 73°F (23°C)
- Maximum Temperature Rating: 100°F (38°C) @ 40 PSI
- Flow Rate: 10-50 GPM (Optimal Performance: 23-45 GPM)

KIT INCLUDES:

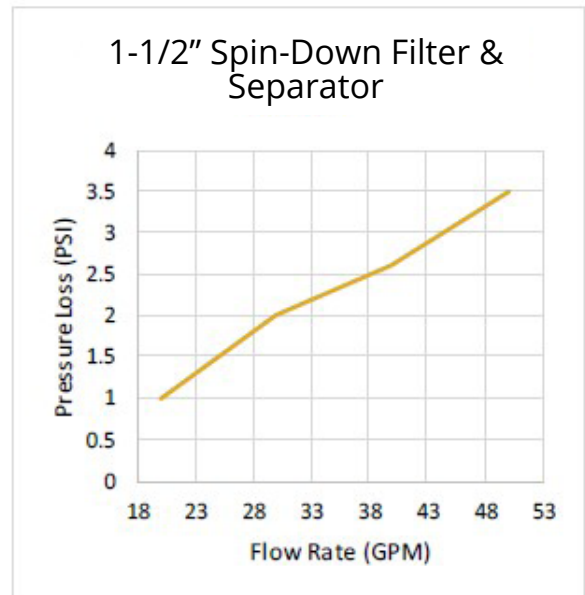
- Housing
- Purge Valve
- Filter or Separator Element (not included in basic unit 14SFHK-15)
- Mounting Bracket and hardware

CERTIFICATION:

- NSF/ANSI Standard 372 Certified (Drinking Water System Components - Lead Content)

Pressure drop will be greater on a system operating at higher flow rates due to increased fluid velocity and friction losses across the separator.

MATERIAL LIST	
Part Name	Material
Head	HR-5009 Rigid Polyvinyl Chloride (PVX) (White)
Bowl	Polycarbonate Lexan 124R
Bowl O-Ring	Nitrile Butadiene Rubber (NBR)
Element Core	HR-5009 Rigid Polyvinyl Chloride (PVC) (White)
Element O-Ring	Nitrile Butadiene Rubber (NBR)
Screen	316 Stainless Steel
Purge Valve	Body: Polyvinyl Chloride (PVC) Handle: Acrylonitrile Butadiene Styrene (ABS) Seat: Thermoplastic Elastomer (TPE)
Mounting Bracket	Powder Coated Steel

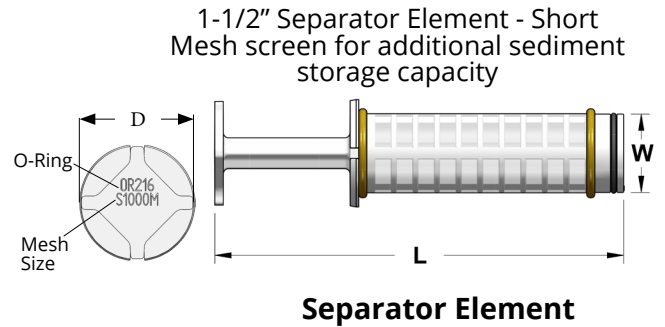
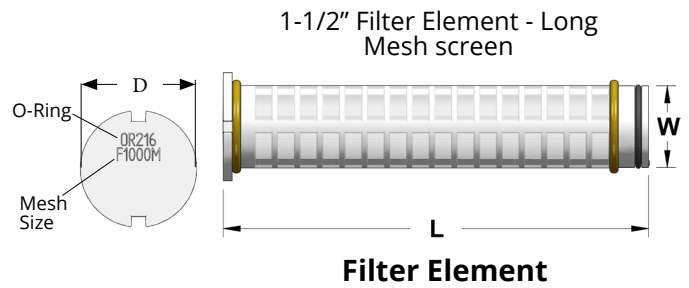
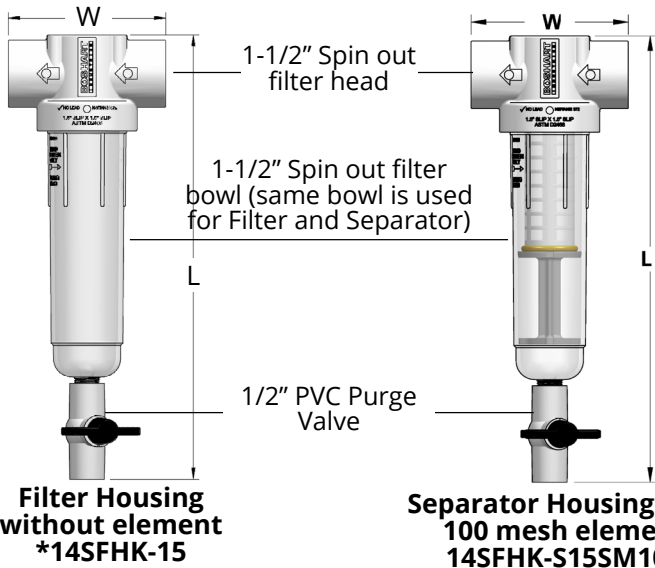


25 Whaley Avenue, PO Box 310, Milverton, ON CANADA N0K 1M0
Tel: 800-561-3164

VISIT US ONLINE AT BOSHART.COM

For more information on installation, adjustment, repair & operation, visit Boshart Knowledge Base at SUPPORT.BOSHART.COM





DIMENSIONS

Part No.	Filter Element			Complete Unit with Valve				Filter Element Only				Weight		
	Mesh Size	Micron	Opening	W		L		W		L		lbs	grams	
				in	mm	in	mm	in	mm	in	mm			
FILTER HOUSING ONLY (No Element)														
*14SFHK-15	Basic Unit			5.30	134.6	15.07	382.8	—	—	—	—	1.46	662	
SEDIMENT FILTER KIT (Housing & Element)														
14SFHK-15SM024	24	711	0.0280	5.30	134.6	15.07	382.8	1.67	42.4	8.14	206.8	1.70	773	
14SFHK-15SM030	30	533	0.0232											
14SFHK-15SM040	40	381	0.0165											
14SFHK-15SM060	60	254	0.0100											
14SFHK-15SM100	100	152	0.0060											
14SFHK-15SM140	140	104	0.0040											
14SFHK-15SM200	200	74	0.0029											
14SFHK-15SM250	250	61	0.0024											
14SFHK-15SM500	500	30	0.0012											
14SFHK-15SM1000	1000	15	0.0006											
SEDIMENT SEPARATOR KIT (Housing & Element)														
14SFHK-S15SM024	24	711	0.0280	5.30	134.6	15.07	382.8	1.67	42.4	8.14	206.8	1.65	749	
14SFHK-S15SM030	30	533	0.0232											
14SFHK-S15SM040	40	381	0.0165											
14SFHK-S15SM060	60	254	0.0100											
14SFHK-S15SM100	100	152	0.0060											
14SFHK-S15SM140	140	104	0.0040											
14SFHK-S15SM200	200	74	0.0029											
14SFHK-S15SM250	250	61	0.0024											
14SFHK-S15SM500	500	30	0.0012											
14SFHK-S15SM1000	1000	15	0.0006											



25 Whaley Avenue, PO Box 310, Milverton, ON CANADA N0K 1M0
Tel: 800-561-3164

VISIT US ONLINE AT BOSHART.COM

For more information on installation, adjustment, repair & operation, visit Boshart Knowledge Base at SUPPORT.BOSHART.COM



14SFHK-(S)20 SERIES 2" SPIN-OUT FILTER/SEPARATOR HOUSINGS & KITS

APPLICATION:

- Water Well and Municipal Water Supplies
- Agriculture
- Industrial / Commercial / Residential
- Irrigation

FEATURES:

- Compatible with Schedule 40 & 80 PVC Pipe
- Gripper Ribs on Filter Bowl
 - No tools Required to install / remove filter bowl
- Flush System - 1/2" MPT Connection for Purge Valve
- Suitable for Installation on either the Suction or Pressure Side of Pump
- Elements marked with mesh rating and replacement O-Ring for easy identification

SPECIFICATION:

- Inlet/Outlet Connection 2" Slip: ASTM D2466
- Threaded Connections: ASME/ANSI B1.20.1
- Filter Head Materials: ASTM D1784 - Grade 1 PVC
- Maximum Pressure Rating: 150 PSI @ 73°F (23°C)
- Maximum Temperature Rating: 100°F (38°C) @ 40 PSI
- Flow Rate: 18-100 GPM (Optimal Performance: 45-100 GPM)

KIT INCLUDES:

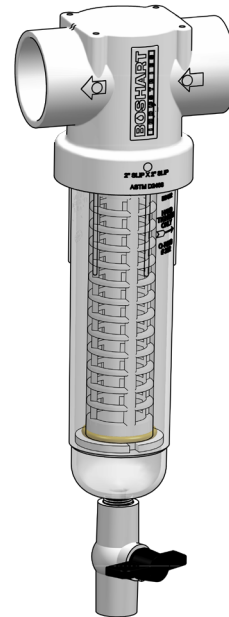
- Housing
- Purge Valve
- Filter or Separator Element (not included in basic unit 14SFHK-20)
- Mounting Bracket and hardware

CERTIFICATION:

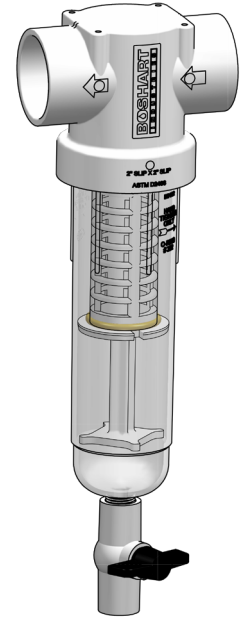
- NSF/ANSI Standard 372 Certified (Drinking Water System Components - Lead Content)



Certified by IAPMO R&T Against NSF/ANSI Standard 372 For Lead Free Compliance.

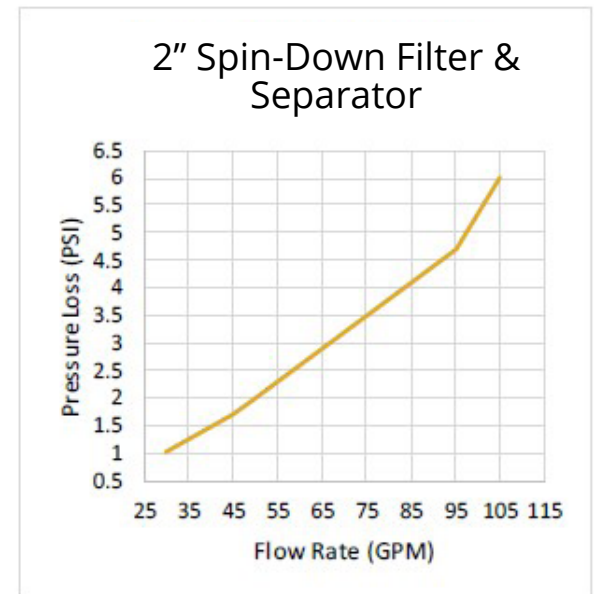


Filter



Separator

Pressure drop will be greater on a system operating at higher flow rates due to increased fluid velocity and friction losses across the separator.



MATERIAL LIST	
Part Name	Material
Head	HR-5009 Rigid Polyvinyl Chloride (PVC) (White)
Bowl	Polycarbonate Lexan 124R
Bowl O-Ring	Nitrile Butadiene Rubber (NBR)
Element Core	HR-5009 Rigid Polyvinyl Chloride (PVC) (White)
Element O-Ring	Nitrile Butadiene Rubber (NBR)
Screen	316 Stainless Steel
Purge Valve	Body: Polyvinyl Chloride (PVC) Handle: Acrylonitrile Butadiene Styrene (ABS) Seat: Thermoplastic Elastomer (TPE)
Mounting Bracket	Powder Coated Steel

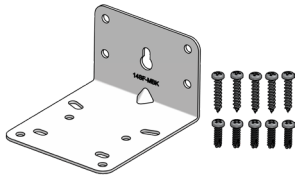


25 Whaley Avenue, PO Box 310, Milverton, ON CANADA N0K 1M0
Tel: 800-561-3164

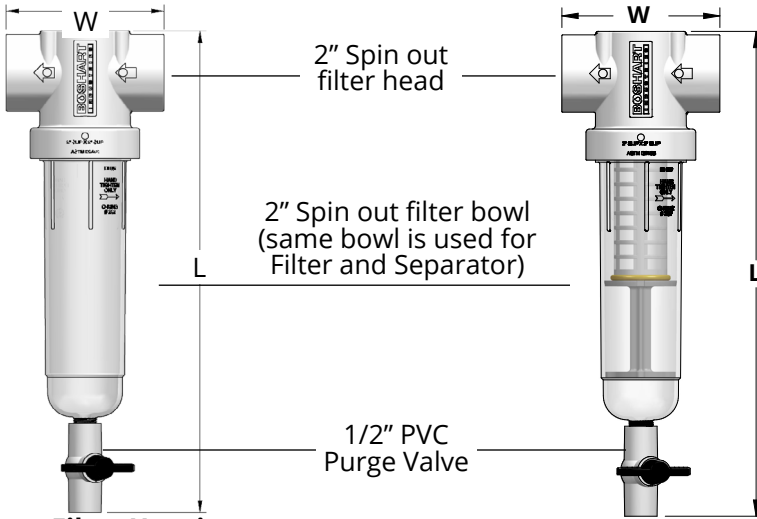
VISIT US ONLINE AT BOSHART.COM

For more information on installation, adjustment, repair & operation, visit Boshart Knowledge Base at SUPPORT.BOSHART.COM



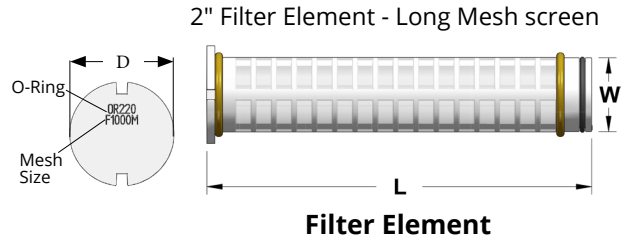


1-1/2" & 2"
Universal Spin-Out
Filter Bracket &
Hardware



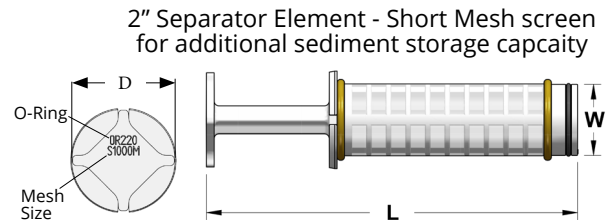
**Filter Housing
without element
*14SFHK-20**

**Separator Housing with
100 mesh element
14SFHK-S20SM100**



2" Filter Element - Long Mesh screen

Filter Element



2" Separator Element - Short Mesh screen
for additional sediment storage capacity

Separator Element

DIMENSIONS													
Part No.	Filter Element			Complete Unit with Valve				Filter Element Only				Weight	
	Mesh Size	Micron	Opening	W		L		W		L		lbs	grams
				in	mm	in	mm	in	mm	in	mm		
FILTER HOUSING ONLY (No Filter Element)													
*14SFHK-20	Basic Unit			5.72	145.3	17.55	445.8	—	—	—	—	1.94	878
SEDIMENT FILTER KIT (Housing & Element)													
14SFHK-20SM024	24	711	0.0280	5.72	145.3	17.55	445.8	1.91	48.5	9.95	252.7	2.40	1090
14SFHK-20SM030	30	533	0.0232										
14SFHK-20SM040	40	381	0.0165										
14SFHK-20SM060	60	254	0.0100										
14SFHK-20SM100	100	152	0.0060										
14SFHK-20SM140	140	104	0.0040										
14SFHK-20SM200	200	74	0.0029										
14SFHK-20SM250	250	61	0.0024										
14SFHK-20SM500	500	30	0.0012										
14SFHK-20SM1000	1000	15	0.0006										
SEDIMENT SEPARATOR KIT (Housing & Element)													
14SFHK-S20SM024	24	711	0.0280	5.72	145.3	17.55	445.8	1.91	48.5	9.95	252.7	2.33	1058
14SFHK-S20SM030	30	533	0.0232										
14SFHK-S20SM040	40	381	0.0165										
14SFHK-S20SM060	60	254	0.0100										
14SFHK-S20SM100	100	152	0.0060										
14SFHK-S20SM140	140	104	0.0040										
14SFHK-S20SM200	200	74	0.0029										
14SFHK-S20SM250	250	61	0.0024										
14SFHK-S20SM500	500	30	0.0012										
14SFHK-S20SM1000	1000	15	0.0006										



25 Whaley Avenue, PO Box 310, Milverton, ON CANADA N0K 1M0
Tel: 800-561-3164

VISIT US ONLINE AT BOSHART.COM

For more information on installation,
adjustment, repair & operation, visit
Boshart Knowledge Base at
SUPPORT.BOSHART.COM



14SF-(S)(F)E - 316 STAINLESS STEEL MESH ELEMENTS

APPLICATION:

- Agriculture
- Industrial / Commercial
- Pre-treatment
- Whole House Residential
- Irrigation

FEATURES:

- Suitable for Installation on either the Suction or Pressure Side of Pump
- Elements marked with mesh rating and replacement O-Ring for easy identification

SPECIFICATION:

- Mesh Material: 316 Stainless Steel


CERTIFICATION:

- NSF/ANSI Standard 372 Certified (Drinking Water System Components - Lead Content)

RATINGS:

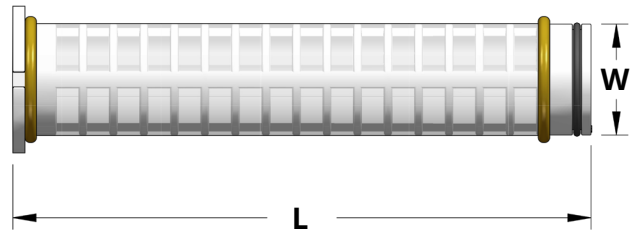
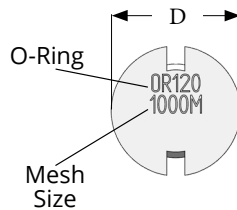

- Max Temperature Rating: Up to 100°F (38°C) @ 40 PSI
- Max Pressure Rating: 150 PSI @ 73°F (23°C)

If housing has been purchased separately and not as a kit, you will need to purchase the filter element



MATERIAL LIST	
Part Name	Material
Element Core	HR-5009 RIGID Polyvinyl Chloride (PVC) (White)
Element O-Ring	Buna-N (Size AS568-216)
Screen	316 Stainless Steel

SCREEN SIZES #316 STAINLESS STEEL		
Sediment Type	Mesh	Microns
Shell, shale	24	711
Shell, debris	30	533
Coarse sand, pipe scale	40	381
Coarse sand, pipe scale	60	254
Fine sand	100	152
Fine sand	140	104
Pre-filter, extra fine sand	200	80
Pre-filter, extra fine sand	250	61
Pre-filter, extra fine sand	500	30
Pre-filter, extra fine sand	1000	15



1" or 1-1/4" Filter/Seperator

DIMENSIONS										
Part No.	Flow Rate	Mesh Size	Micron Rating	Opening Size	W		L		Weight	
					in	mm	in	mm	lbs	grams
1" OR 1-1/4" FILTER/SEPARATOR ELEMENT										
14SF-FE10SM024	1-25 GPM	24	711	0.0280	1.18	30.0	5.17	131.32	1.15	520
14SF-FE10SM030		30	533	0.0232	1.18	30.0	5.17	131.32	1.15	520
14SF-FE10SM040		40	381	0.0165	1.18	30.0	5.17	131.32	1.15	520
14SF-FE10SM060		60	254	0.0100	1.18	30.0	5.17	131.32	1.15	520
14SF-FE10SM100		100	152	0.0060	1.18	30.0	5.17	131.32	1.15	520
14SF-FE10SM140		140	104	0.0040	1.18	30.0	5.17	131.32	1.15	520
14SF-FE10SM200		200	74	0.0029	1.18	30.0	5.17	131.32	1.15	520
14SF-FE10SM250		250	61	0.0024	1.18	30.0	5.17	131.32	1.15	520
14SF-FE10SM500		500	30	0.0012	1.18	30.0	5.17	131.32	1.15	520
14SF-FE10SM1000		1000	15	0.0006	1.18	30.0	5.17	131.32	1.15	520

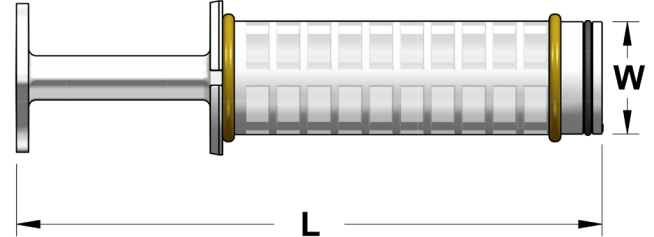
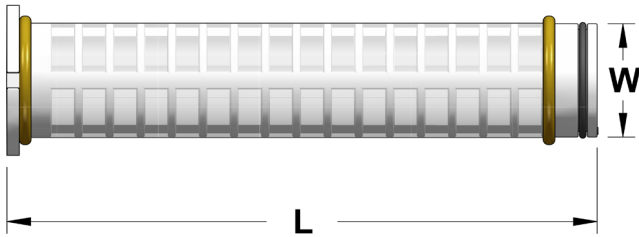


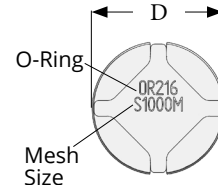
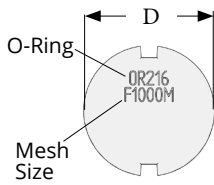


25 Whaley Avenue, PO Box 310, Milverton, ON CANADA N0K 1M0
Tel: 800-561-3164

VISIT US ONLINE AT BOSHART.COM

For more information on installation, adjustment, repair & operation, visit Boshart Knowledge Base at SUPPORT.BOSHART.COM





Filter Element

Separator Element

1-1/2" Filter/Seperator Elements

DIMENSIONS										
Part No.	Flow Rate	Mesh Size	Micron Rating	Opening Size	W		L		Weight	
					in	mm	in	mm	lbs	grams
1-1/2" FILTER ELEMENT										
14SF-FE15SM024	10-50 GPM	24	711	0.0280	1.67	42.4	8.14	206.8	1.70	773
14SF-FE15SM030		30	533	0.0232	1.67	42.4	8.14	206.8	1.70	773
14SF-FE15SM040		40	381	0.0165	1.67	42.4	8.14	206.8	1.70	773
14SF-FE15SM060		60	254	0.0100	1.67	42.4	8.14	206.8	1.70	773
14SF-FE15SM100		100	152	0.0060	1.67	42.4	8.14	206.8	1.70	773
14SF-FE15SM140		140	104	0.0040	1.67	42.4	8.14	206.8	1.70	773
14SF-FE15SM200		200	74	0.0029	1.67	42.4	8.14	206.8	1.70	773
14SF-FE15SM250		250	61	0.0024	1.67	42.4	8.14	206.8	1.70	773
14SF-FE15SM500		500	30	0.0012	1.67	42.4	8.14	206.8	1.70	773
14SF-FE15SM1000		1000	15	0.0006	1.67	42.4	8.14	206.8	1.70	773
1-1/2" SEPARATOR ELEMENT										
14SF-SE15SM024	10-50 GPM	24	711	0.0280	1.67	42.4	8.14	206.8	1.65	749
14SF-SE15SM030		30	533	0.0232	1.67	42.4	8.14	206.8	1.65	749
14SF-SE15SM040		40	381	0.0165	1.67	42.4	8.14	206.8	1.65	749
14SF-SE15SM060		60	254	0.0100	1.67	42.4	8.14	206.8	1.65	749
14SF-SE15SM100		100	152	0.0060	1.67	42.4	8.14	206.8	1.65	749
14SF-SE15SM140		140	104	0.0040	1.67	42.4	8.14	206.8	1.65	749
14SF-SE15SM200		200	74	0.0029	1.67	42.4	8.14	206.8	1.65	749
14SF-SE15SM250		250	61	0.0024	1.67	42.4	8.14	206.8	1.65	749
14SF-SE15SM500		500	30	0.0012	1.67	42.4	8.14	206.8	1.65	749
14SF-SE15SM1000		1000	15	0.0006	1.67	42.4	8.14	206.8	1.65	749

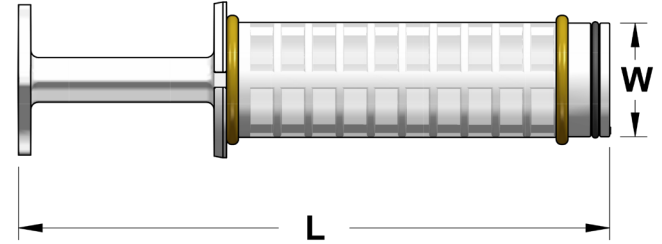
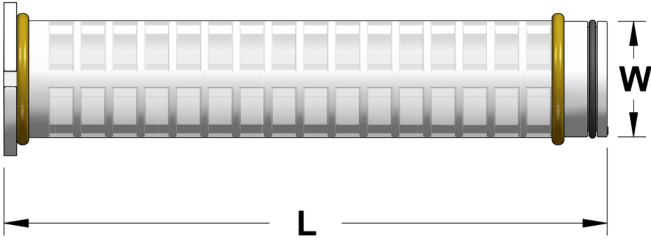


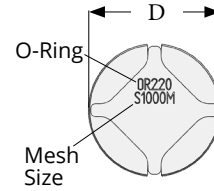
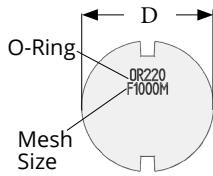


25 Whaley Avenue, PO Box 310, Milverton, ON CANADA N0K 1M0
Tel: 800-561-3164

VISIT US ONLINE AT BOSHART.COM

For more information on installation, adjustment, repair & operation, visit Boshart Knowledge Base at SUPPORT.BOSHART.COM





Filter Element

Separator Element

2" Filter/Seperator Elements

DIMENSIONS										
Part No.	Flow Rate	Mesh Size	Micron Rating	Opening Size	W		L		Weight	
					in	mm	in	mm	lbs	grams
2" FILTER ELEMENT										
14SF-FE20SM024	18-100 GPM	24	711	0.0280	1.91	48.5	9.95	252.7	2.40	1090
14SF-FE20SM030		30	533	0.0232	1.91	48.5	9.95	252.7	2.40	1090
14SF-FE20SM040		40	381	0.0165	1.91	48.5	9.95	252.7	2.40	1090
14SF-FE20SM060		60	254	0.0100	1.91	48.5	9.95	252.7	2.40	1090
14SF-FE20SM100		100	152	0.0060	1.91	48.5	9.95	252.7	2.40	1090
14SF-FE20SM140		140	104	0.0040	1.91	48.5	9.95	252.7	2.40	1090
14SF-FE20SM200		200	74	0.0029	1.91	48.5	9.95	252.7	2.40	1090
14SF-FE20SM250		250	61	0.0024	1.91	48.5	9.95	252.7	2.40	1090
14SF-FE20SM500		500	30	0.0012	1.91	48.5	9.95	252.7	2.40	1090
14SF-FE20SM1000		1000	15	0.0006	1.91	48.5	9.95	252.7	2.40	1090
2" SEPARATOR ELEMENT										
14SF-SE20SM024	18-100 GPM	24	711	0.0280	1.91	48.5	9.95	252.7	2.33	1058
14SF-SE20SM030		30	533	0.0232	1.91	48.5	9.95	252.7	2.33	1058
14SF-SE20SM040		40	381	0.0165	1.91	48.5	9.95	252.7	2.33	1058
14SF-SE20SM060		60	254	0.0100	1.91	48.5	9.95	252.7	2.33	1058
14SF-SE20SM100		100	152	0.0060	1.91	48.5	9.95	252.7	2.33	1058
14SF-SE20SM140		140	104	0.0040	1.91	48.5	9.95	252.7	2.33	1058
14SF-SE20SM200		200	74	0.0029	1.91	48.5	9.95	252.7	2.33	1058
14SF-SE20SM250		250	61	0.0024	1.91	48.5	9.95	252.7	2.33	1058
14SF-SE20SM500		500	30	0.0012	1.91	48.5	9.95	252.7	2.33	1058
14SF-SE20SM1000		1000	15	0.0006	1.91	48.5	9.95	252.7	2.33	1058



25 Whaley Avenue, PO Box 310, Milverton, ON CANADA N0K 1M0
Tel: 800-561-3164

VISIT US ONLINE AT BOSHART.COM


For more information on installation, adjustment, repair & operation, visit Boshart Knowledge Base at SUPPORT.BOSHART.COM



REPLACEMENT PARTS & ACCESSORIES:

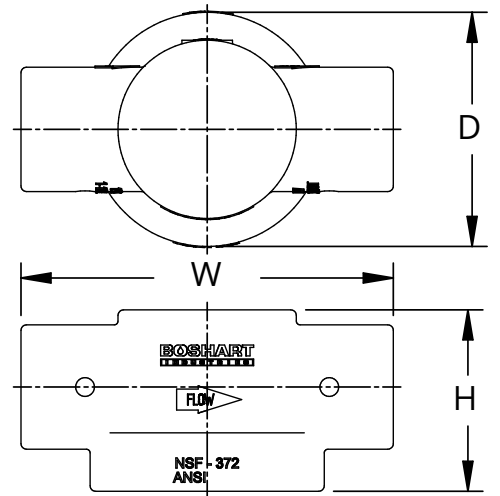
Filter Bowl

Part No.	Description	L		D	
		in	mm	in	mm
14SF-FB10	For 1" filter	6.70	170.18	2.51	63.75
14SF-FB10XS	For 1" separator	9.35	237.49	2.51	63.75
14SF-FB15	For 1-1/2" filter & separator	9.97	253.24	2.83	71.88
14SF-FB20	For 2" filter & separator	11.15	283.21	3.41	86.61




Filter Head

Part No.	Description	D		H	
		in	mm	in	mm
14SF-FH10-BII	For 1" filter and separator	3.12	79.25	2.42	61.47
14SF-FH15-BII	For 1-1/2" filter & separator	3.38	85.85	3.25	82.55
14SF-FH20-BII	For 2" filter & separator	3.98	101.09	4.66	118.36



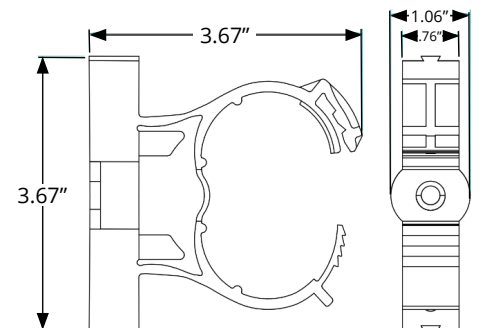

14SF-FH10-BII



14SF-FH10-BII
&
14SF-FH20-BII

Clamp Kit

Part No.	Description
14SF-MCK10	For 1" filter & separator - comes with 2 clamps and hardware



25 Whaley Avenue, PO Box 310, Milverton, ON CANADA N0K 1M0
Tel: 800-561-3164

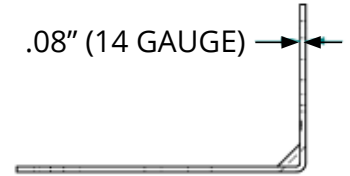
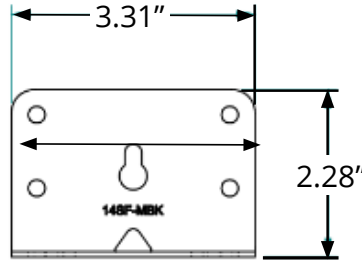
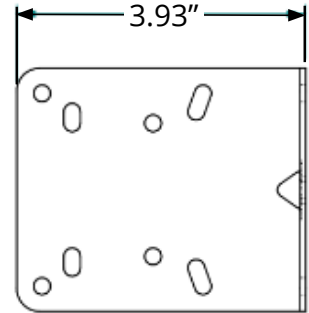
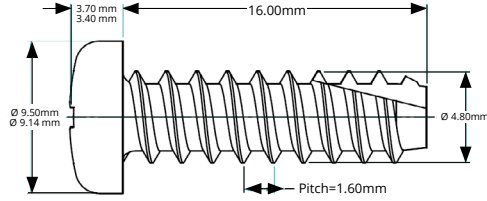

VISIT US ONLINE AT BOSHART.COM

For more information on installation, adjustment, repair & operation, visit Boshart Knowledge Base at SUPPORT.BOSHART.COM



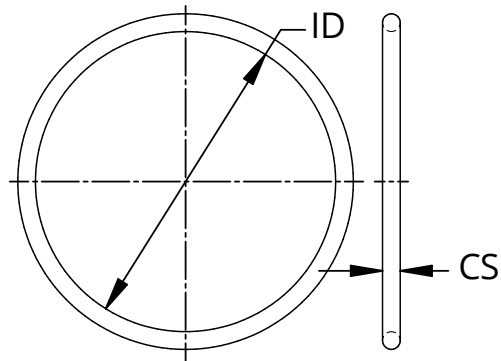
Mounting Bracket

Part No.	Description
14SF-MBK	For 1-1/2" & 2" filter & separator - bracket with hardware



O-Ring Kit

Part No.	Description	Dimensions
14SF-ORK10	1" - includes AS568-120 & AS568-226	AS568-120 - 0.987" ID x 0.103" CS (25.07mm ID x 2.62mm CS) AS568-226 - 1.984" ID x 0.139" CS (50.39mm ID x 3.53mm CS)
14SF-ORK15	1-1/2" - includes AS568-216 & AS568-229	AS568-216 - 1.109" ID x 0.139" CS (28.17mm ID x 3.53mm CS) AS568-229 - 2.359" ID x 0.139" CS (59.92mm ID x 3.53mm CS)
14SF-ORK20	2" - includes AS568-220 & AS568-232	AS568-220 - 1.359" ID x 0.139" CS (34.52mm ID x 3.53mm CS) AS568-232 - 2.734" ID x 0.139" CS (69.44mm ID x 3.53mm CS)



25 Whaley Avenue, PO Box 310, Milverton, ON CANADA N0K 1M0
Tel: 800-561-3164

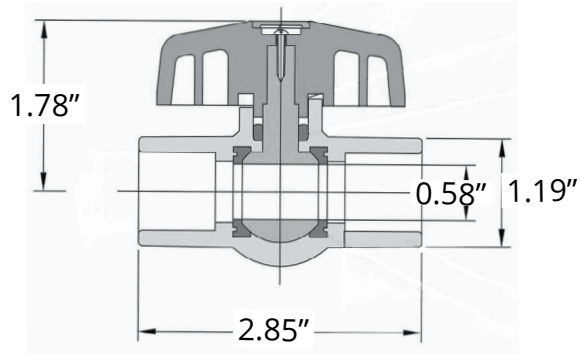
VISIT US ONLINE AT BOSHART.COM

For more information on installation, adjustment, repair & operation, visit Boshart Knowledge Base at SUPPORT.BOSHART.COM



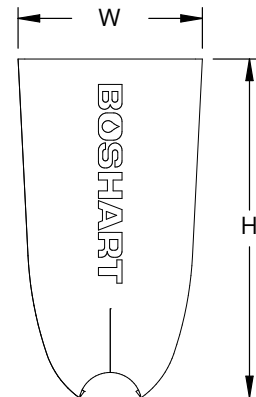
Purve Valve

Part No.	Description
0929-05	1/2" PVC Ball Valve



UV Cover

- Boshart UV Covers are commonly used in irrigation, well water, agricultural, and industrial filtration applications. They are designed to protect spin-out filters from UV exposure, weather, and physical damage while helping to inhibit algae growth caused by sunlight. Ideal for filters installed outdoors, in direct sunlight, or in algae-prone applications, these covers extend the lifespan of the filter body and help maintain water quality and system performance. Made from durable neoprene, they are installed by slipping over the clear filter bowl without the need for tools.



Part No.	Description	H		W	
		in	mm	in	mm
14SF-FB10-UVCG	1" Spin-Out Filter Neoprene UV Cover	6.28	159.51	3.42	86.87
	Fits 14SFHK-10, 14SFHK-10SMxxx, 14SFHK-M10, 14SFHK-M10SMxxx				
14SF-FB10XS-UVCG	1" Spin-Out Separator (Extended Bowl) Neoprene UV Cover	8.67	220.22	3.20	81.28
	Fits 14SFHK-S10, 14SFHK-S10SMxxx, 14SFHK-MS10, 14SFHK-MS10SMxxx				
14SF-FB15-UVCG	1-1/2" Spin-Out Filter/Separator Neoprene UV Cover	9.17	232.92	3.66	92.96
	Fits 14SFHK-15, 14SFHK-15SMxxx				
14SF-FB20-UVCG	2" Spin-Out Filter/Separator Neoprene UV Cover	10.20	259.08	4.65	118.11
	Fits 14SFHK-20, 14SFHK-20SMxxx				



25 Whaley Avenue, PO Box 310, Milverton, ON CANADA N0K 1M0
Tel: 800-561-3164

VISIT US ONLINE AT BOSHART.COM

For more information on installation, adjustment, repair & operation, visit Boshart Knowledge Base at SUPPORT.BOSHART.COM



INSTALLATION:

1. During installation, adhere to all local plumbing/electrical codes and regulations.

2. The filter should be installed in a location that protects it from damage. Potential filter damage considerations should include impact, freeze, excessive heat, chemical contact, water hammer, and direct sunlight.

3. The filter should be installed within easy access for proper cleaning and maintenance. Purge valve drain line should be flexible tubing, or if using rigid pipe, install a union to allow removal of bowl and element. An air gap should be installed between the purge valve and drain to prevent backflow when water is not flowing.

4. Install the filter on the pressure side of the pump with a shut-off valve between the filter and the pump, in the preferred vertical position with the purge outlet pointing down, whenever possible.

***There cannot be any check valves between the filter and the pressure tank.**

5. We recommend the installation of a shut off valve on both the inlet and outlet sides of the filter (Fig. 4).

6. Refer to arrow on the filter head for correct water flow direction when installing the filter.

7. Install the PVC purge valve. The use of a quality pipe joint compound approved for use with PVC is recommended.

CAUTIONS:

- If using PTFE thread seal tape, uneven and/or over application of tape may result in valve failure due to stress cracking in all types of PVC/plastic fittings and valves. (Threaded filter connections that have O-Ring seals do not require thread sealant)
- Do not tighten more than two turns past finger tight (use of tools will void warranty)
- Water purged through PVC purge valve must be drained to a safe location
- Do not use a brass or metal ball valve

8. Remove the clear bowl from the PVC head prior to the gluing process, as **any excess glue that comes in contact with the clear bowl will damage it, voiding the warranty (Fig. 1).**

9. Use approved primer/solvent cement for gluing inlet and outlet PVC water line connections. Follow instructions outlined on the container.

10. If the filter is being installed on metal plumbing, proper electrical grounding must be maintained. (Check your local electrical code* (Fig. 2). **(*Do not over-tighten threaded connections*)**).

11. Apply NSF/ANSI 61 approved silicone grease to filter element O-Ring. Install the filter element into the filter head.

CAUTION:

- Never use petroleum based lubricants as it will harm the O-Rings

12. Apply NSF/ANSI 61 approved silicone grease to the clear filter bowl O-Ring and reinstall clear filter bowl.

CAUTIONS:

- Do not use wrenches on plastic filter parts on the clear filter bowl
- Hand tighten only, and no more than two turns past finger tight (use of tools will void warranty)
- Never use petroleum based lubricants as it will harm the O-Rings

13. Connect the purge valve on the drain line.

WARNING/CHEMICAL COMPATABILITY:

1. Fluids other than water and some chemicals within water can degrade plastic water filter components. Degraded plastic filter components may lead to failure of the filter housing. Chemicals and plastic filter components should be evaluated with a chemical resistance chart and actual conditions for proper chemical compatibility.

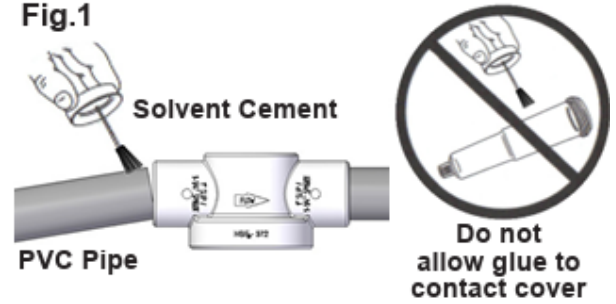


25 Whaley Avenue, PO Box 310, Milverton, ON CANADA N0K 1M0
Tel: 800-561-3164

VISIT US ONLINE AT BOSHART.COM

INSTALLATION FOR PVC PIPE


Fig.1



INSTALLATION FOR COPPER PIPE

*Check your local electrical code

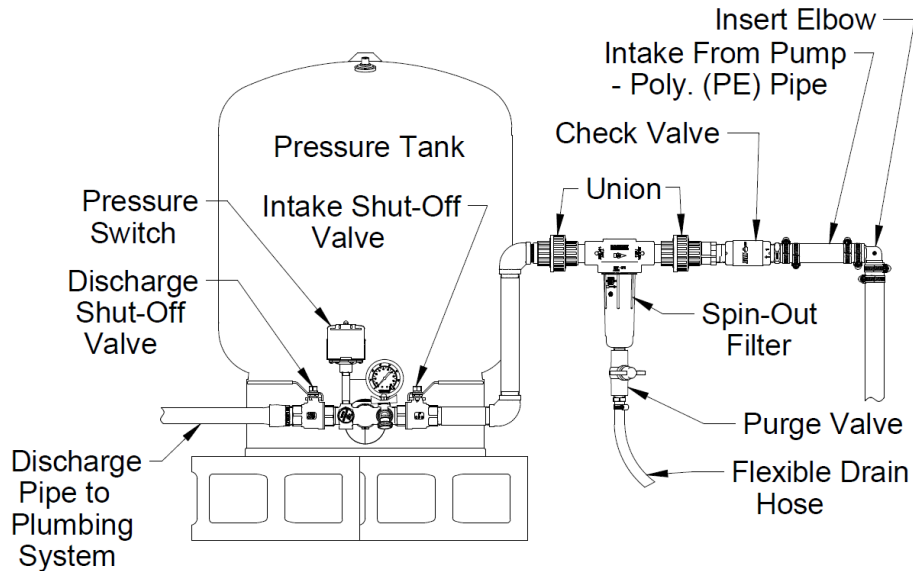
Fig.2



For more information on installation, adjustment, repair & operation, visit Boshart Knowledge Base at SUPPORT.BOSHART.COM



CLEANING:

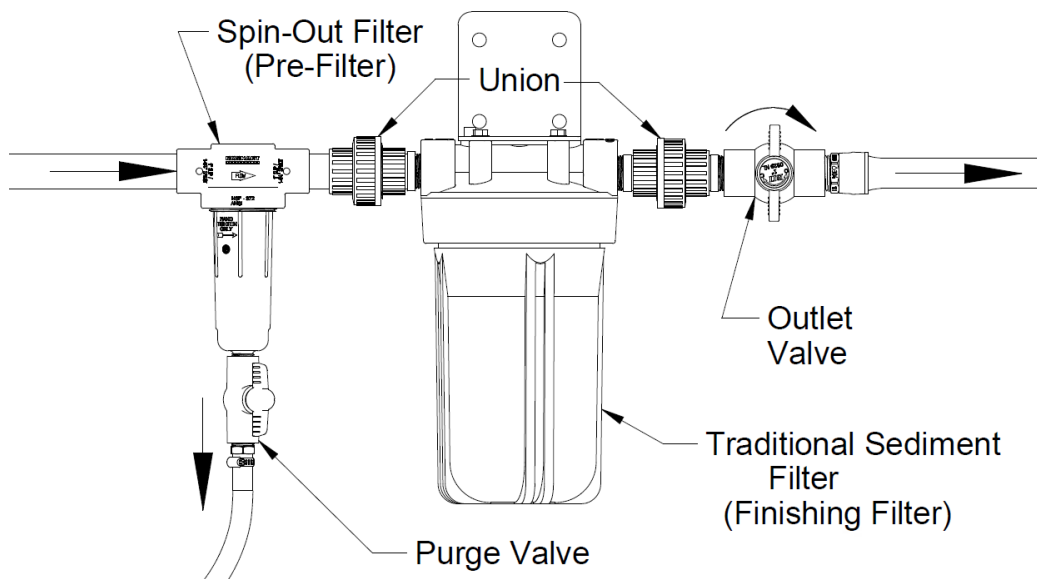


Purging Instructions:

1. Ensure pressure tank is at full pressure. (Open a cold water tap until pump starts, then shut off tap and wait until pump shuts off).
2. Close valve on intake side of filter.
3. Open purge valve until sediment is flushed from filter. This usually only takes a few seconds.
4. Shut purge valve; open intake valve; turn on power; re-start pump. (On small pressure tanks, if there is not enough water in tank to fully flush the filter, repeat steps 1-4).

Cleaning Instructions:

1. The primary method of cleaning the filter is purging separated solids through the flush valve while the filter is under system pressure.
2. Occasionally the filter element may need to be manually cleaned. Shut off the water pump or supply (or isolate the filter by shutting valves on the inlet and outlet side of filter) and drain the filter. Remove the clear bowl and clean the element with a soft brush and water. Apply silicone grease to O-Rings if needed. Reassemble filter after cleaning. (Hand tighten only - Do not use Vaseline or any petroleum based product on rubber O-Rings).



25 Whaley Avenue, PO Box 310, Milverton, ON CANADA N0K 1M0
Tel: 800-561-3164

VISIT US ONLINE AT BOSHART.COM

For more information on installation, adjustment, repair & operation, visit Boshart Knowledge Base at SUPPORT.BOSHART.COM

