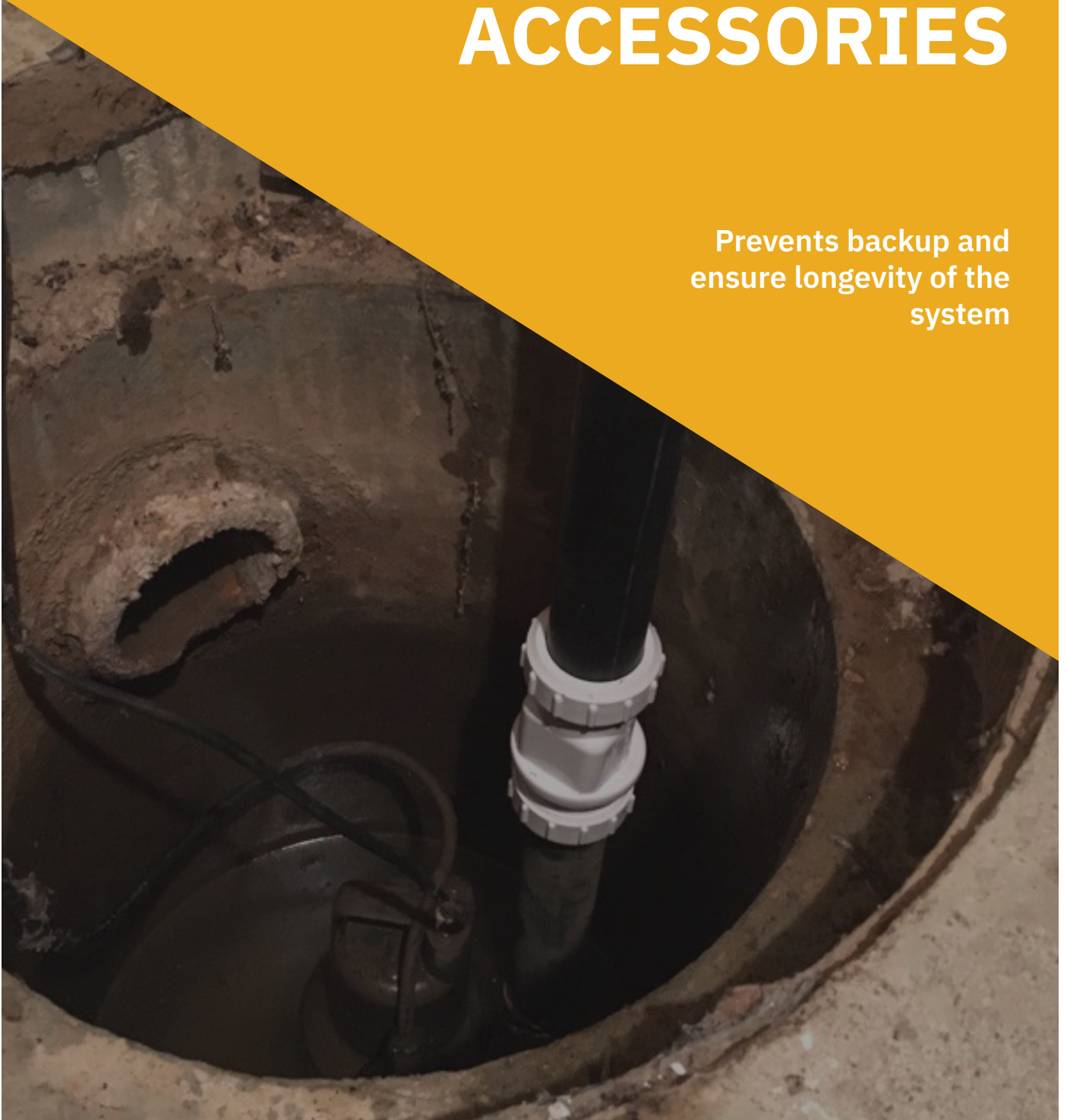


SUMP & SEWAGE ACCESSORIES

Prevents backup and
ensure longevity of the
system



INDEX

Product Line	Page
Liquid Level Alarms	1
Float Switches	2
Control Sensor Switches	3
Cable Weights	3
Water Box	3
Swing Check Valves	4
Combination Swing/Check Valves	5
Sump Pump Check Valves	5
Sump & Sewage Check Valve	6
Backwater Valves	7
Sump Pump Discharge Kits	7



LIQUID LEVEL ALARMS

Boshart's liquid level alarms are a multipurpose alarm that can be used in a wide variety of applications such as: cisterns, residential sewage basins, septic tanks, sump basins, holding tanks, pump chambers, water tanks, and any others where detection of high or liquid level conditions is required. They use a low voltage switch circuit and have a battery (not included) backup for temporary protection during power outages.

These alarms are for indoor use. Dual rated alarms for either indoor or outdoor use are available.





• cULus Listed to ANSI/UL 2017 & CSA C22.2 No. 205 Standards

Temperature Range: 0°F to 140°F (-18°C to 60°C)

Part No.	Cord Length	Quantity List		Price - A
		L1	L2	
List Price Effective: April 27, 2020				
Pump Down, Voltage: 120 VAC				
 850H-10	10'	24		\$ 192.25
850H-20	20'	20		\$ 199.92
850H-30	30'	12		\$ 217.92
850H-50	50'	12		\$ 243.38
Pump Up, Voltage: 120 VAC				
 850L-10	10'	24		\$ 192.25
850L-20	20'	20		\$ 199.92
850L-30	30'	12		\$ 217.92
850L-50	50'	12		\$ 243.38

ACCESSORIES

These accessories are for alarms, helping with installation and to detect leaks in a variety of applications.

Part No.	Size	Description	Quantity List		Price - A
			L1	L2	
List Price Effective: April 27, 2020					
Flat Water Sensor					
		This water sensor is a reliable leak detection sensor that can be used in a wide variety of applications such as: basements, sumps, air conditioner condensate run over, water heaters, computer and utility rooms. The sensor comes standard with a 15' (4.572 M) cable that quickly connects to any 850 series alarm. Connect up to 6 sensors for complete zone protection.			
850-WSF		For floor detection	40		\$ 70.88
Probe Water Sensor					
		This water sensor is a reliable leak detection probe sensor that can be used in a wide variety of applications such as: sump basins, water tanks and drain pans. The sensor comes standard with a 15' (4.572 M) cable that quickly connects to any 850 series alarm. Connect up to 6 sensors for complete zone protection.			
850-WSP		For tank / basin overflow detection	40		\$ 83.08
Cable Clip					
		Nylon, This cable clip is used to prevent the plug from being accidentally disconnected from the electrical outlet. It is highly recommended that this clip is installed to secure the power cord of a float switch, pump or liquid level alarm to either the wall or electrical outlet using the outlet faceplate screw.			
890-CC516BK	5/16"		100	1000	\$ 0.24
Release Cable Tie					
		Nylon, Releasable cable ties are ideal for fastening the float switch cord at the tether point. It's release feature allows the tie to be re-opened for easy adjustment of the tether length to change the pumping range for either more or less distance between the turn-on and turn-off levels.			
890-CTR14BK	14" 50# Button Release UV Black		100	5000	\$ 0.88

Contact your sales rep for any further information











Toll Free: 1-800-561-3164
boshart.com

FLOAT SWITCHES

Boshart's float switches feature an internal structure that contains precision molded parts with only two moving pieces. A steel ball moves through a solidly constructed housing to activate a switch arm that triggers a miniature snap action switch. The floats are supplied with jacketed cords, series (piggyback) plugs which eliminates the need for internal wiring in the pump motor. The units can also be supplied without plugs or in various lead lengths.

• cULus Listed to ANSI/UL 508 & CSA-C22.2 No. 14 Standards

Temperature Range: Up to 140°F (60°C)

	Part No.	Cord Length	Single Phase Electrical Rating	Quantity		List Price - A
				L1	L2	
Pump Down, Voltage: 120 VAC, Housing: Polypropylene						
	862D-120-10	10'	1/2hp @ 120V	10		\$ 58.08
	862D-120-15	15'	1/2hp @ 120V	10		\$ 67.22
	862D-120-20	20'	1/2hp @ 120V	10		\$ 77.90
Pump Up, Voltage: 120 VAC, Housing: Polypropylene						
	862U-120-10	10'	1/2hp @ 120V	10		\$ 58.08
	862U-120-15	15'	1/2hp @ 120V	10		\$ 67.22
	862U-120-20	20'	1/2hp @ 120V	10		\$ 77.90
Pump Down, Voltage: 120 VAC, Housing: PVC						
	860D-120-10	10'	1/2hp @ 120V	24		\$ 58.76
	860D-120-15	15'	1/2hp @ 120V	24		\$ 64.86
	860D-120-20	20'	1/2hp @ 120V	24		\$ 71.42
	860D-120-30	30'	1/2hp @ 120V	12		\$ 85.70
	860D-120-50	50'	1/2hp @ 120V	12		\$ 118.49
Pump Up, Voltage: 120 VAC, Housing: PVC						
	860U-120-10	10'	1/2hp @ 120V	24		\$ 58.76
	860U-120-15	15'	1/2hp @ 120V	24		\$ 62.15
	860U-120-20	20'	1/2hp @ 120V	24		\$ 71.42
	860U-120-30	30'	1/2hp @ 120V	12		\$ 85.70
	860U-120-50	50'	1/2hp @ 120V	12		\$ 118.49
Pump Down, Voltage: 120 VAC, Housing: PVC						
	870D-120-10	10'	1hp @ 120V	24		\$ 115.90
	870D-120-20	20'	1hp @ 120V	24		\$ 128.15
	870D-120-30	30'	1hp @ 120V	12		\$ 140.91
Pump Up, Voltage: 120 VAC, Housing: PVC						
	870U-120-10	10'	1hp @ 120V	24		\$ 115.90
	870U-120-20	20'	1hp @ 120V	24		\$ 128.15
	870U-120-30	30'	1hp @ 120V	12		\$ 136.85
Pump Down, Voltage: 240 VAC, Housing: PVC						
	860D-240-10	10'	1hp @ 240V	24		\$ 63.74
	860D-240-15	15'	1hp @ 240V	24		\$ 66.89
	860D-240-20	20'	1hp @ 240V	24		\$ 76.86
Pump Up, Voltage: 240 VAC, Housing: PVC						
	860U-240-10	10'	1hp @ 240V	24		\$ 61.08
	860U-240-15	15'	1hp @ 240V	24		\$ 66.89
	860U-240-20	20'	1hp @ 240V	24		\$ 76.86
Pump Down, Voltage: 240 VAC, Housing: PVC						
	870D-240-10	10'	2hp @ 240V	24		\$ 119.76
	870D-240-20	20'	2hp @ 240V	24		\$ 138.82
	870D-240-30	30'	2hp @ 240V	12		\$ 148.25
Pump Up, Voltage: 240 VAC, Housing: PVC						
	870U-240-10	10'	2hp @ 240V	24		\$ 119.76
	870U-240-20	20'	2hp @ 240V	24		\$ 138.82
	870U-240-30	30'	2hp @ 240V	12		\$ 152.50

Contact your sales rep for any further information

Toll Free: 1-800-561-3164

boshart.com

CONTROL SENSOR SWITCHES

Boshart's control sensor switches are used for level sensing for alarms and pump control panels. The sensor switch does not have a plug, but the cord is skived to connect to terminals in a panel.

- cULus Listed to ANSI/UL 508 & CSA-C22.2 No. 14 Standards
- Temperature Range: 0°F to 140°F (-18°C to 60°C)

Part No.	Cord Length	Single Phase Electrical Rating	Quantity List		Price - A
			L1	L2	

List Price Effective: April 27, 2020



Pump Down, Voltage: 120 VAC
• Two wire connection

880NO-10	10'	1/4hp @ 120V	24		\$ 52.00
880NO-15	15'	1/4hp @ 120V	24		\$ 56.53
880NO-20	20'	1/4hp @ 120V	24		\$ 61.05
880NO-30	30'	1/4hp @ 120V	12		\$ 78.13



Pump Up, Voltage: 120 VAC
• Two wire connection

880NC-10	10'	1/4hp @ 120V	24		\$ 52.00
----------	-----	--------------	----	--	----------



Pump Up or Pump Down, Voltage: 120 VAC
• Three wire connection

880NOC-10	10'	1/4hp @ 120V	24		\$ 67.71
880NOC-20	20'	1/4hp @ 120V	24		\$ 76.40
880NOC-30	30'	1/4hp @ 120V	12		\$ 88.80

CABLE WEIGHTS

Boshart's cable weights allow for easy adjustment of the tether length on sensor/non-internally weighted float switches.

Part No.	Quantity List			Price - A
	L1	L2	Price - A	

List Price Effective: April 27, 2020

PVC,
• Uses a clip to hold the cord in place



890-AW	1	8	\$ 24.49	
--------	---	---	----------	--

Part No.	Quantity List			Price - A
	L1	L2	Price - A	

List Price Effective: April 27, 2020

Zinc Plated Cast Iron,
• Two halves are held together with a bolt
• Internal grip rings prevent slippage



890-AW-CI	40		\$ 19.38	
-----------	----	--	----------	--

WATER BOX

The water box instantly and economically solves waste water handling problems for laundry tubs, washing machines, wet bars, dehumidifiers or any other waste water storage and pumping applications. It accepts most submersible pumps and is constructed without seams for maximum durability. The bolt down cover allows for easy access for installation or removal of 1-1/4" or 1-1/2" sump pumps.

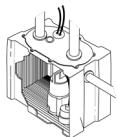
- 1-1/2" inlet connection is threaded
- 2" Vent Pipe can be installed if necessary

Part No.	Quantity List			Price - A
	L1	L2	Price - A	

List Price Effective: April 27, 2020

Polypropylene

SPWB-10	1		\$ 203.88	
---------	---	--	-----------	--



Contact your sales rep for any further information

Toll Free: 1-800-561-3164
boshart.com

SWING CHECK VALVES

Boshart's swing check valves are an excellent choice for sump, sewage and grinder pump applications. The full port design causes less friction and allows for easier pumping. An angled seat provides quiet operation by minimizing water hammer. They are designed for vertical (solid free liquid applications) and horizontal (solid / semisolid applications) installation. If installing horizontally extra care must be taken to ensure the flow arrow points away from the pump and the check valve body is oriented as per the marking on the valve body HORIZONTAL USE THIS SIDE UP.



- Compatible with schedule 40 & 80 pipe.
- ASTM-D1784 - PVC compounds
- Primary Material: PVC

Part No.	Size	Quantity		List Price - A
		L1	L2	

List Price Effective: March 30, 2020



Standard, Comp				
Maximum Working Pressure: 150 PSI @ 72°F				
17SCC-12 *	1-1/4"	12		\$ 64.35
17SCC-15	1-1/2"	12		\$ 43.95
17SCC-20	2"	12	384	\$ 61.66
17SCC-30 *	3"	2		\$ 258.50
17SPCV-1215	1-1/2" or 1-1/4"	12		\$ 26.49



Quiet, Comp				
Maximum Working Pressure: 150 PSI @ 72°F				
17QSCC-15	1-1/2"	12		\$ 55.49
17QSCC-20	2"	12		\$ 76.27



Standard, Slip				
Maximum Working Pressure: 125 PSI @ 72°F				
17SCS-05 *	1/2"	20		\$ 44.24
17SCS-07 *	3/4"	25		\$ 45.03
17SCS-10 *	1"	25		\$ 46.63
17SCS-12 *	1-1/4"	12		\$ 49.68
17SCS-15	1-1/2"	9		\$ 29.44
17SCS-20	2"	6		\$ 41.84
17SCS-30 *	3"	4		\$ 139.46
17SCS-40 *	4"			\$ 197.61



Quiet, Slip				
Maximum Working Pressure: 125 PSI @ 72°F				
17QSCS-15	1-1/2"	9		\$ 39.07
17QSCS-20	2"	6		\$ 54.45



Standard, Slip Union				
Maximum Working Pressure: 150 PSI @ 72°F				
17SCTU-15	1-1/2"	12		\$ 34.36
17SCTU-20	2"	12		\$ 49.95



Quiet, Slip Union				
Maximum Working Pressure: 150 PSI @ 72°F				
17QSCTU-15	1-1/2"	12		\$ 42.45
17QSCTU-20	2"	12		\$ 61.89

* Not manufactured by Boshart Industries

COMBINATION SWING/CHECK VALVES

Boshart's combination swing / check valves allow for wastewater pumping applications combining both an in-line shut off and back flow prevention. The combination check / ball valve results in a more compact installation than two separate valves. They are ideal for installation, especially where space is limited. The check valves feature an angled seat design, minimizing flow reversal and potentially damaging hydraulic shock (water hammer). Excellent choice for sump, sewage and grinder pump applications. Full port design allows for less friction and easier pumping. They are designed for vertical (solid free liquid applications) and horizontal (solid /semisolid applications) installation. If installing horizontally extra care must be taken to ensure the flow arrow points away from the pump and the check valve body is oriented as per the marking on the valve body HORIZONTAL USE THIS SIDE UP.



- Compatible with schedule 40 & 80 pipe.
 - ASTM-D1784 - PVC compounds
- Maximum Working Pressure: 150 PSI @ 72°F, Primary Material: PVC

Part No.	Inlet	Outlet	Design	Quantity List		
				L1	L2	Price - A
List Price Effective: February 25, 2019						
Inlet: Comp, Outlet: Comp						
17QSCBV-15UC	1-1/2"	1-1/2"	Quiet	6		\$ 63.47
17QSCBV-20UC	2"	2"	Quiet	6		\$ 86.45
17SCBV-15UC	1-1/2"	1-1/2"	Standard	6		\$ 57.83
17SCBV-20UC	2"	2"	Standard	6		\$ 77.33
Inlet: Slip Union, Outlet: Slip						
17QSCBV-15SU	1-1/2"	1-1/2"	Quiet	6		\$ 52.64
17QSCBV-20SU	2"	2"	Quiet	6		\$ 81.98
17SCBV-15SU	1-1/2"	1-1/2"	Standard	6		\$ 47.81
17SCBV-20SU	2"	2"	Standard	6		\$ 72.35
Inlet: Slip Union, Outlet: Slip Union						
17QSCBV-15TU	1-1/2"	1-1/2"	Quiet	6		\$ 68.87
17QSCBV-20TU	2"	2"	Quiet	6		\$ 93.22
17SCBV-15TU	1-1/2"	1-1/2"	Standard	6		\$ 63.35
17SCBV-20TU	2"	2"	Standard	6		\$ 84.01

SUMP PUMP CHECK VALVES

Boshart's sump pump check valves feature a full port valve design. The flapper opens 100% and is seated on a 15° angle to reduce water hammer when the pump shuts off. This also prevents debris from building up or getting caught, ensuring proper seating.



Temperature Range: Up to 140°F (60°C), Primary Material: ABS

Part No.	Inlet	Outlet	Design	Quantity List		
				L1	L2	Price - A
List Price Effective: August 01, 2018						
Inlet: MPT, Outlet: Barb or Spigot						
BSC-125-B	1-1/4"	1-1/4" or 1-1/2"	Standard	20		\$ 3.89
BSC-150-B	1-1/2"	1-1/4" or 1-1/2"	Standard	20		\$ 3.92
Inlet: MPT, Outlet: Barb or Spigot						
BSC-125-B-AR	1-1/4"	1-1/4" or 1-1/2"	Air Release	20		POR
BSC-150-B-AR	1-1/2"	1-1/4" or 1-1/2"	Air Release	20		POR
Inlet: MPT, Outlet: Spigot						
BSC-125	1-1/4"	1-1/4" or 1-1/2"	Standard	20		\$ 4.02
BSC-125-150S	1-1/4"	1-1/2"	Standard	20		\$ 3.99
BSC-150	1-1/2"	1-1/4" or 1-1/2"	Standard	20		\$ 4.15
BSC-150-150S	1-1/2"	1-1/2"	Standard	20		\$ 4.02
Inlet: MPT, Outlet: Spigot						
BSC-125-150S-AR	1-1/4"	1-1/2"	Air Release	20		POR
BSC-125-AR	1-1/4"	1-1/4" or 1-1/2"	Air Release	20		POR
BSC-150-150S-AR	1-1/2"	1-1/2"	Air Release	20		POR
BSC-150-AR	1-1/2"	1-1/4" or 1-1/2"	Air Release	20		POR

Contact your sales rep for any further information

Toll Free: 1-800-561-3164
boshart.com

SUMP PUMP CHECK VALVES

Part No.	Inlet	Outlet	Design	Quantity		List Price - A
				L1	L2	
List Price Effective: August 01, 2018						
Inlet: MPT, Outlet: FRC						
BSC-125-SRS	1-1/4"	1-1/4" or 1-1/2"	Standard	10		\$ 7.37
BSC-150-SRS	1-1/2"	1-1/4" or 1-1/2"	Standard	10		\$ 7.41
Inlet: MPT, Outlet: FRC						
BSC-125-SRS-AR	1-1/4"	1-1/4" or 1-1/2"	Air Release	10		POR
BSC-150-SRS-AR	1-1/2"	1-1/4" or 1-1/2"	Air Release	10		POR
Inlet: MPT, Outlet: Barb						
BSC-150-150B	1-1/2"	1-1/2"	Standard	20		\$ 4.04
Inlet: MPT, Outlet: Barb						
BSC-150-150B-AR	1-1/2"	1-1/2"	Air Release	20		POR
Inlet: FRC, Outlet: FRC						
BSC-125-SB	1-1/4"	1-1/4"	Standard	10		\$ 9.52
BSC-125/150-DRS	1-1/4" or 1-1/2"	1-1/4" or 1-1/2"	Standard	10		\$ 10.41
BSC-150-SB	1-1/2"	1-1/2"	Standard	10		\$ 9.85
Inlet: Spigot, Outlet: Spigot						
BSC-125/150-SXS	1-1/4" or 1-1/2"	1-1/4" or 1-1/2"	Standard	10		\$ 4.23
BSC-150-SXS	1-1/2"	1-1/2"	Standard	20		\$ 4.16



SUMP & SEWAGE CHECK VALVE

Boshart's sump & sewage check valve feature a full port valve design. The flapper opens 100% and is seated on a 15° angle to reduce water hammer when the pump shuts off. This also prevents debris from building up or getting caught, ensuring proper seating. This check valve features a blow out proof nylon reinforced gasket design.

- Completely assembled with flexible rubber couplings on both inlet & outlet.
- 4 all stainless steel clamps provided

Temperature Range: Up to 140°F (60°C), Primary Material: ABS



Part No.	Inlet	Outlet	Design	Quantity		List Price - A
				L1	L2	
List Price Effective: August 01, 2018						
Inlet: FRC, Outlet: FRC						
BSC-200-SB	2"	2"	Standard	12	528	\$ 19.67



Contact your sales rep for any further information

Toll Free: 1-800-561-3164
boshart.com

BACKWATER VALVES

Boshart's backwater valves are made corrosion-free materials to ensure the inside remains smooth without flaking or pitting. The gasket on the flapper ensures a water tight seal. Used in normally horizontal drain lines and branches, the flapper design allows for unrestricted flow of effluent.
Primary Material: PVC



Part No.	Size	Quantity List		Price - A
		L1	L2	
Slip				
171530-20	2"	8		\$ 144.70
171530-30	3"	4		\$ 141.98
171530-40	4"	2		\$ 157.39

List Price Effective: June 24, 2019

SUMP PUMP DISCHARGE KITS

Boshart's sump pump discharge kits include 24 ft. of corrugated polyethylene sump pump tubing, plastic adapter(s) and one clamp 301 stainlessband and housing - carbon steel screw. There are cutting pads at 6 ft. intervals for special applications.



Part No.	Size	Tube Length	Kit Includes	Quantity List		Price - A
				L1	L2	
SPDKU125-24	1-1/4"	24'	1-1/4" Adapter & 1-1/4" x 1-1/2" Adapter	8		\$ 19.49

List Price Effective: April 27, 2020



Contact your sales rep for any further information

Toll Free: 1-800-561-3164
boshart.com