

17YBCVA, 17YBCVB, 17YBCVC SERIES - BRASS CONTROL CENTRE CHECK VALVES

Control Centre Check Valves have tappings for accessories such as gauges, switches and snifter valves. Accessories shown in this document are not included.

*Accessories not included



17YBCVA-100NL*



17YBCVB-100NL*



17YBCVC-100NL*

APPLICATIONS:

- Check Valves are mainly used in potable water applications and irrigation.
- Suitable for compressed air applications based on WOG (water, oil, gas) Air falls under the 'gas' terminology.
- WARNING: Not suitable for use with natural gas or liquid propane. WOG rating does not include combustible gases.
- 17YBCVA Series is commonly used to install a soft core snifter valve required in the installation of bleeder systems to charge hydropneumatic (air over water) pressure tanks.

FEATURES:

- Standard Valve Body
- Cast Brass Poppet
- Nitrile Rubber (NBR) Seal
- FPT Connection

SPECIFICATIONS:

- Made from C46400 No Lead Cast Brass
- Threads conform to ANSI/ASME B1.20.1

CERTIFICATIONS:

- NSF/ANSI/CAN Standard 61 Certified (Drinking Water System Components - Health Effects)
- NSF/ANSI/CAN Standard 372 Certified (Drinking Water System Components - Lead Content - NL test criteria <0.25% Pb by weighted average)

RATINGS:

- Max Temperature Range: 180°F (82°C)
- Max Pressure: 200 PSI
- Cracking Pressure: 0.5 PSI

Alloy Composition C46400 No Lead Brass		
Element	Percentage	
	Min %	Max %
Cu ⁽¹⁾	59.0	62.0
Pb	0	0.20
Sn	0.50	1.0
Zn	Rem	
Fe	0	0.10

MATERIAL LIST		
No.	Part Name	Material
1	Nut	304 Stainless Steel
2	Spring Holder	304 Stainless Steel
3	Spring	304 Stainless Steel
4	Stem House	POM M90 Formocon FM090 CF500P
5	Body	C46400 Cast Brass
6	O-Ring	Nitrile Rubber (NBR)
7	Stem	C46400 Cast Brass
8 (17YBCVC series only)	Plug	C46400 Brass Rod

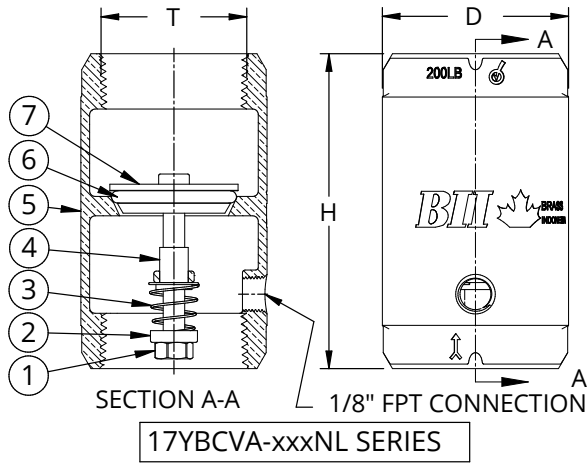
BOSHART
INDUSTRIES

© 2020 Boshart Industries Inc. All Rights Reserved.

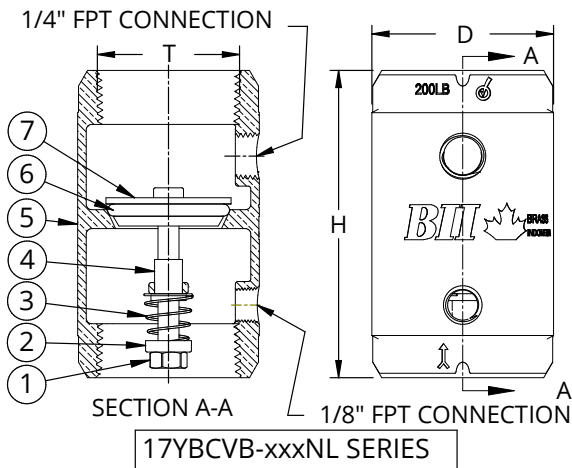
25 Whaley Avenue, PO Box 310, Milverton, ON CANADA N0K 1M0
Tel: 800-561-3164

boshart.com ♦ blog.boshart.com

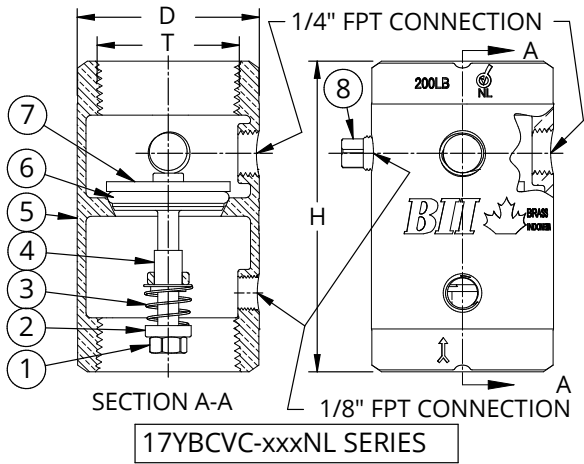
BII-17YBCV-0125(1311)



(DIMENSIONS)							
Part No.	Nominal Size (FPT) (T)	D		H		Tapping Inlet Side (FPT)	Tapping Outlet Side
		in	mm	in	mm		
17YBCVA-100NL	1"	1.75	44.5	3.22	82	(1) 1/8"-27	None
17YBCVA-125NL	1-1/4"	2.12	54	3.62	92		



(DIMENSIONS)								
Part No.	Nominal Size (FPT)	D		H		T	Tapping Inlet Side (FPT)	Tapping Outlet Side (FPT)
		in	mm	in	mm			
17YBCVB-100NL	1"	1.75	44.5	3.22	82	(1) 1/8"-27	(1) 1/4"-18	
17YBCVB-125NL	1-1/4"	2.12	54	3.62	92			
17YBCVB-150NL	1-1/2"	2.28	58	4.04	102.5			
17YBCVB-200NL	2"	2.97	75.5	5.04	128			



←
second 1/4" FPT connection
not seen in image

(DIMENSIONS)								
Part No.	Nominal Size (FPT)	D		H		Plug	Tapping Inlet Side (FPT)	Tapping Outlet Side (3) (FPT)
		in	mm	in	mm			
17YBCVC-100NL	1"	1.75	45.5	3.22	82		(1) 1/8"-27	(2) 1/4"-18
17YBCVC-125NL	1-1/4"	2.12	54	3.62	92			(1) 1/8"-27 c/w plug

For more information on installation, adjustment, repair & operation, visit Boshart Knowledge Base at SUPPORT.BOSHART.COM




25 Whaley Avenue, PO Box 310, Milverton, ON CANADA N0K 1M0
Tel: 800-561-3164

boshart.com ♦ blog.boshart.com