SECTION 7

RELIEF & FLOAT VALVES, AIR VOLUME & FLOW CONTROLS

Variety of products to protect your systems from pressure build up and ensure longevity

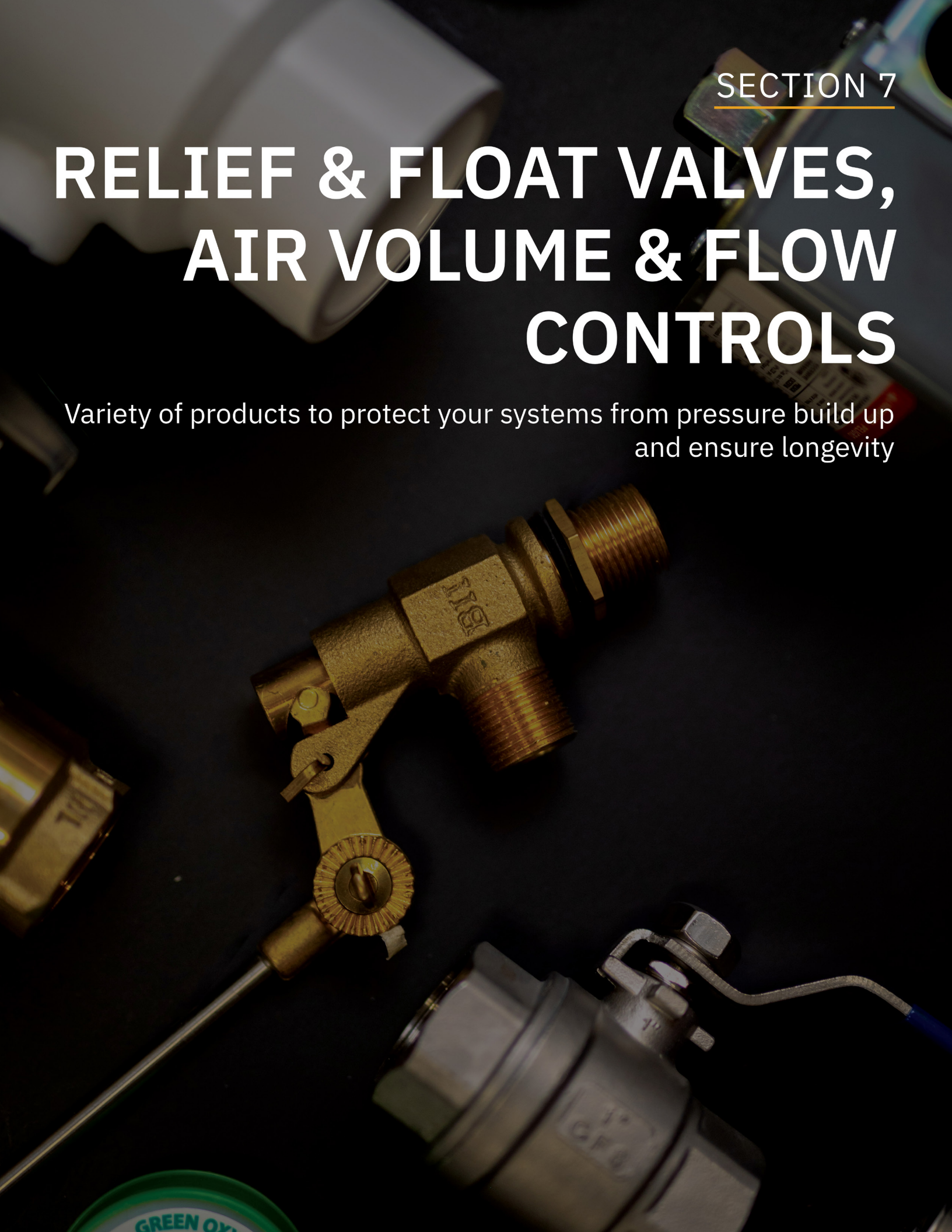

INDEX

Product Line	Page
Relief Valves	1
Snifter & Tank Valves	2
Bleeder Orifices	2
Float Valves	3
Float Plug Adapters	3
Float Rods	4
Floats	4
Non-Repairable Air Volume Controls	5
Repairable Air Volume Controls	6
AVC Installation Kit	6
Well Air Volume Controls	7
Flow Controls	8

BOSHART INDUSTRIES

RELIEF VALVES

Boshart's relief valves are recommended for all cold water system installations to protect against damage to piping and pressure tanks. Field adjustments are not recommended for these relief valves. Any changes made to the pre-set pressure is entirely at the risk of the person(s) / company who make the adjustment. Relief valves must be installed so that they drain to a floor drain, sump or other safe location with an air break. If an outlet pipe is used then it must be at least the same diameter as the relief valve outlet.

NO LEAD <0.25% Pb by weighted avg.

Spring Material: Stainless Steel,

Part No.	Size	Inlet Connection	Outlet Connection	Facroty Pre-Set	Quantity L1	Quantity L2
Brass, Temperature Range: Up to 140°F (60°C), Accuracy: +/- 15%						
RVNB05-075NL	1/2"	MPT	FPT	75 PSI	10	100
RVNB07-075NL	3/4" x 1/2"	MPT	FPT	75 PSI	10	100

Brass, Temperature Range: Up to 140°F (60°C), Accuracy: +/- 15% • NSF/ANSI Standard 372 Certified						
RVNB05-100NL	1/2"	MPT	FPT	100 PSI	10	100
RVNB07-100NL	3/4" x 1/2"	MPT	FPT	100 PSI	10	100

Cast Brass, Temperature Range: Up to 140°F (60°C), Accuracy: +/- 15% • NSF/ANSI Standard 372 Certified						
RVHD05NL	1/2"	MPT	FPT	75 PSI	50	
RVHD07NL	3/4"	MPT	FPT	75 PSI	25	
RVHD10NL	1" x 3/4"	MPT	FPT	75 PSI	20	

Cast Brass, Temperature Range: Up to 140°F (60°C), Accuracy: +/- 15% • NSF/ANSI Standard 372 Certified						
RVHD12NL	1-1/4"	MPT	FPT	65 PSI	10	
RVHD15NL	1-1/2"	FPT	FPT	65 PSI		
RVHD20NL	2"	FPT	FPT	65 PSI		



304 Stainless Steel, Accuracy: +/- 15% • NSF/ANSI Standard 372 Certified						
SSRVN05-075	1/2"	MPT	FPT	75 PSI	10	100
SSRVN07-075	3/4" x 1/2"	MPT	FPT	75 PSI	10	100



304 Stainless Steel, Accuracy: +/- 15% • NSF/ANSI Standard 372 Certified						
SSRVN05-100	1/2"	MPT	FPT	100 PSI	10	100
SSRVN07-100	3/4" x 1/2"	MPT	FPT	100 PSI	10	100

PVC, Accuracy: +/- 15% • Adjustable to 150 PSI						
PVCRVN05-75150	1/2"	MPT	FPT	75 PSI	20	120

WATER/FILTRATION

Contact your sales rep for any further information
Toll Free: 1-800-561-3164
boshart.com

BOSHART INDUSTRIES

SNIFTER & TANK VALVES

The valves with a light 3 PSI or no-spring are typically used in bleeder systems, they allow air to be drawn into the water line to charge a hydro-pneumatic pressure tank. The SV-1NL with heavy 60 PSI spring is a general purpose air valve, commonly used to add air to a pressure tank using a air compressor.

- NSF/ANSI Standard 372 Certified
- SV-0-NCS & SV-1-NCS Opening Pressure is 0 PSI

NO LEAD <0.25% Pb by weighted avg.

Part No.	Size	Design	Quantity L1	Quantity L2
MPT, Temperature Range: -10°F to 165°F (-23°C to 73.9°C), Opening Pressure: 3 PSI, Pressure Range: 15-150 PSI				
SV-0-NCS	1/8"	Springless	10	100
SV-0-SC-VC	1/8"	Light Spring	10	100
SV-0NL	1/8"	Light Spring - Soft Core	10	100
SV-1-NCS	1/4"	Springless	10	100
SV-1-SC-VC	1/4"	Light Spring - Soft Core	10	100
MPT, Temperature Range: -22°F to 275°F (-30°C to 135°C), Opening Pressure: 60 PSI, Pressure Range: 0-200 PSI				
SV-1NL	1/4"	Standard	10	100

SNIFTER VALVE CAPS

These caps are for snifter valves.

Part No.	Description	Quantity L1	Quantity L2
SV-CAP	Black flexible plastic cap (no sealing gasket)	10	100
SV-CAP-M	Chrome plated steel cap with rubber seal & valve core driver feature		2000

BLEEDER ORIFICES

Bleeder orifices allow for water to be easily drained from submersible pump applications.

NO LEAD <0.25% Pb by weighted avg.

Brass, MPT

Rapid opening and closing, complete closure preventing loss of pumping volume.

Part No.	Size	Quantity L1	Quantity L2
BOB07NL	3/4"	48	384

Rubber, MPT

Fast bleed through its large opening.

Part No.	Size	Quantity L1	Quantity L2
BOR10	1"	40	600

WATER/FILTRATION

BOSHART INDUSTRIES

FLOAT VALVES

The most common use of a float valve is to control the filling of livestock water tanks and water tower cooling tanks as well as many other automatic tank filling applications.

NO LEAD <0.25% Pb by weighted avg.

Brass, Temperature Range: Up to 180°F (82°C), Maximum Pressure: 125 PSI
SMT connection is straight male thread with a gasket and nut
• NSF/ANSI Standard 372 Certified

Part No.	Inlet Size	Inlet Connection	Oulet Size	Outlet Connection	Rod Connection	Quantity L1	Quantity L2
28-BFV-03NL	3/8"	MPT	3/8"	MPT	1/4" - 20 SAE	10	100
28-BFV-05NL	1/2"	MPT	1/2"	MPT	1/4" - 20 SAE	10	100
28-BFV-07NL	3/4"	MPT	3/4"	MPT	1/4" - 20 SAE	10	80
28-BFV-10NL	1"	MPT	1"	MPT	1/4" - 20 SAE	10	40
28-BFV-12NL	1-1/4"	FPT		Faucet	3/8" - 16 SAE	20	
28-BFV-15NL	1-1/2"	FPT		Faucet	3/8" - 16 SAE	20	
28-BFV-20NL	2"	FPT		Faucet	3/8" - 16 SAE	20	
28-BHFV-05NL	1/2" or 3/8"	SMT or FPT	1/2"	MPT	1/4" - 20 SAE	10	100
28-BHFV-07NL	3/4" or 1/2"	SMT or FPT	3/4"	MPT	1/4" - 20 SAE	10	80

PVC, Maximum Pressure: 100 PSI

28-PFV-05	1/2"	MPT	1/2"	MPT	1/4" - 20 SAE	24	192
28-PFV-07	3/4"	MPT	3/4"	MPT	1/4" - 20 SAE	12	144
28-PFV-10	1"	MPT	1"	MPT	1/4" - 20 SAE	10	80
28-PFV-12	1-1/4"	MPT	1-1/4"	MPT	3/8" - 16 SAE	28	
28-PFV-15	1-1/2"	MPT	1-1/2"	MPT	3/8" - 16 SAE	28	

FLOAT VALVE PARTS

These are replacement parts for float valves.

Lever Assembly

Part No.	Description	Quantity L1	Quantity L2
28-BFVP-LA0310	For 3/8" to 1" float valve	100	
28-BFVP-LA1220	For 1-1/4" to 2" float valve	50	

Plunger Assembly

28-BFVP-PA0305	For 3/8" to 1/2" float valve	100	
28-BFVP-PA07	For 3/4" float valve	60	
28-BFVP-PA10	For 1" float valve	300	
28-BFVP-PA1220	For 1-1/4" to 2" float valve	20	

Replacement Seal Kit

28-BFVP-SK0305	For 3/8" to 1/2" float valve	50	
28-BFVP-SK07	For 3/4" float valve	100	
28-BFVP-SK10	For 1" float valve	100	
28-BFVP-SK1220	For 1-1/4" to 2" float valve	100	

FLOAT PLUG ADAPTERS

These float plug adapters are used to connect two different types of threads together or where the float rod is a different connection than the float valve requires.

Brass

Part No.	Size	Connection Type	Description	Quantity L1	Quantity L2
28-BFVA-R434-0	1/4" x 3/8"	Female UNC x MPT	Connects 3/8" thru 1" valve to 8" float		
28-BFVA-R434-11	3/8"	Female UNC x MPT	Connects 1-1/4" thru 2" valve to 8" float		
28-BFVA-R435-5	3/8" x 1/4"	Male UNC x Female UNC	Connects 1-1/4" thru 2" valve to 6" or smaller float		

BOSHART INDUSTRIES

FLOAT RODS

Float rods are used for connecting the float to the float valve.

NO LEAD <0.25% Pb by weighted avg.

Stainless Steel,
Use to connect 3/8" thru 1" float valves with float balls up to and including 6" diameter.

Part No.	Size	Thread	Length	Quantity L1	Quantity L2
28-BFVRSS-045	1/4"	Male UNC	4-1/2"	500	
28-BFVRSS-06	1/4"	Male UNC	6"	500	
28-BFVRSS-08	1/4"	Male UNC	8"	400	
28-BFVRSS-10	1/4"	Male UNC	10"	250	
28-BFVRSS-12	1/4"	Male UNC	12"	200	

Stainless Steel,
Use to connect 3/8" thru 1" float valves with 8" or larger float balls, or 1-1/4" thru 2" float valves with float balls up to and including 6" diameter.

28-BFVRSS3814-10	3/8" x 1/4"	Male UNC x Male UNC	10"	100	
28-BFVRSS3814-12	3/8" x 1/4"	Male UNC x Male UNC	12"	100	
28-BFVRSS3814-14	3/8" x 1/4"	Male UNC x Male UNC	14"	100	
28-BFVRSS3814-16	3/8" x 1/4"	Male UNC x Male UNC	16"	100	

Stainless Steel,
Use to connect 1-1/4" thru 2" float valves with 8" diameter and larger float balls.

28-BFVRSS38-10	3/8"	Male UNC	10"	100	
28-BFVRSS38-12	3/8"	Male UNC	12"	100	
28-BFVRSS38-14	3/8"	Male UNC	14"	100	
28-BFVRSS38-16	3/8"	Male UNC	16"	100	

FLOATS

It is not recommended to use less than an 8" diameter float with 1-1/4" to 2" valves. Due to a lack of buoyancy - 6" & smaller floats can be used where inlet pressure is very low.

Copper,
• For open tank service only

Part No.	Float Diameter	Size	Thread	Bouyancy Lb/CU.FT	Quantity L1	Quantity L2
28-BFVF-C3	3"	1/4"	Female UNC	0.34		
28-BFVF-C4	4"	1/4"	Female UNC	0.80		
28-BFVF-C5	5"	1/4"	Female UNC	1.73		
28-BFVF-C6	6"	1/4"	Female UNC	3.26		
28-BFVF-C8	8"	3/8"	Female UNC	8.03		

Polypropylene, Temperature Range: Up to 175°F (79°C),
• NSF/ANSI Standard 372 Certified
• For open tank service only
• Corrosion resistant
• Float rod connection is not factory threaded, the smooth hole is designed for easy self-tapping by threading the metal float rod into the blind hole

NO LEAD <0.25% Pb by weighted avg.

28-BFVF-P5	5"	1/4"	UNC (Self-tapping)	1.20
28-BFVF-P6	6"	1/4"	UNC (Self-tapping)	3.40
28-BFVF-P8	8"	1/4"	UNC (Self-tapping)	8.40

BOSHART INDUSTRIES

FLOATS

Polyethylene, Temperature Range: Up to 150°F (66°C),
- Excellent corrosive resistance, good impact & abrasive resistance
- 4.5" to 6": Float rod connection is not factory threaded, the smooth hole is designed for easy self-tapping by threading the metal float rod into the blind hole
- 8" to 10": Floats have a threaded brass insert rod connection
- Not to be used in applications where they are fully submersed

NO LEAD <0.25% Pb by weighted avg.

Part No.	Float Diameter	Size	Thread	Bouyancy Lb/CU.FT	Quantity L1	Quantity L2
28-BFVF-PL10	10"	3/8"	Female UNC		30	
28-BFVF-PL4.5	5"	1/4"	UNC (Self-tapping)		400	
28-BFVF-PL5	5"	1/4"	UNC (Self-tapping)		200	
28-BFVF-PL6	6"	1/4"	UNC (Self-tapping)		100	
28-BFVF-PL8	8"	3/8"	Female UNC		50	

304 Stainless Steel,
- Suitable for use in corrosive fluids where high pressure or extreme temperature may exist

NO LEAD <0.25% Pb by weighted avg.

Part No.	Float Diameter	Size	Thread	Bouyancy Lb/CU.FT	Quantity L1	Quantity L2
28-BFVF-S3	3"	1/4"	Female UNC	0.21		
28-BFVF-S4	4"	1/4"	Female UNC	0.65		
28-BFVF-S5	5"	1/4"	Female UNC	1.55		
28-BFVF-S6	6"	1/4"	Female UNC	2.15		
28-BFVF-S8	8"	3/8"	Female UNC	6.50		

NON-REPAIRABLE AIR VOLUME CONTROLS

These non-repairable air volume controls prolong the pump life by reducing cycling frequency.
- NSF/ANSI Standard 372 Certified

Primary Material: Zinc Plated Steel, Maximum Pressure: 100 PSI

NO LEAD <0.25% Pb by weighted avg.

Part No.	Tank Connection	Pump Connection	Maximum Tank Size	Quantity L1	Quantity L2
Boshart					
AVC45	1/4" MPT	1/4" Male Comp Thread	42 gal	20	
AVC100	3/8" MPT	1/4" Male Comp Thread	120 gal	20	

Part No.	Tank Connection	Pump Connection	Maximum Tank Size	Quantity L1	Quantity L2
Brady					
AV45F	1/4" MPT	1/8" FPT	70 gal		
AV45	1/4" MPT	1/4" Male Comp Thread	70 gal		
AV100F	3/8" MPT	1/8" FPT	120 gal		
AV100	3/8" MPT	1/4" Male Comp Thread	120 gal		

Contact your sales rep for any further information
Toll Free: 1-800-561-3164
boshart.com

BOSHART INDUSTRIES

REPAIRABLE AIR VOLUME CONTROLS

Repairable air volume controls reduce cycling frequency and can be used on jet, centrifugal & rotary pumps.
Primary Material: Zinc-die Cast, Maximum Pressure: 100 PSI

Part No.	Tank Connection	Pump Connection	Maximum Tank Size	Quantity L1	Quantity L2
Brady					
AV30	1/4" FPT	7/16" - 24 THD	42 gal		
AV42	1/4" FPT	1/4" FPT	70 gal		
AV80	1/4" FPT	1/4" FPT	120 gal		
AV120	1/4" FPT	1/4" FPT	220 gal		

AIR VOLUME CONTROL REPAIR KITS

These are for the repairable air volume controls. Each kit includes a diaphragm, springs, screws, nuts, ball and seal which are needed for a quick and simple repair job.

Part No.	Description	Quantity L1	Quantity L2
AV-30-3A	For AV30		
AV-42-3A	For AV42		
AV-80-3A	For AV80		
AV-120-3A	For AV120		

AVC INSTALLATION KIT

A fitting attaches to suction side of pump for air volume control use and to pressure side of pump for pressure switch use or the second fitting attaches to pump side of AV42, AV80 and AV120 air volume controls for air volume control use. For pressure switch installation, it attaches to pressure switch and pressure side of pump.

Part No.	Quantity L1	Quantity L2
Includes: (2) Fitting No. 75-1/8 1/4" Barb x 1/8" MPT Plastic Fitting (2) Fitting No. 75-1/4 1/4" Barb x 1/4" MPT 90 Elbow Plastic Fitting (1) Fitting No. 78E 1/4" Barb x 7/16" Compression Elbow Plastic Fitting (1) 4' of Polyethylene Tubing 1/4" I.D. x 3/8" O.D.		
AVC-UK1		

BOSHART INDUSTRIES

WELL AIR VOLUME CONTROLS

All housings are tapped for use with a 1/4" FPT gauge.
Maximum Pressure: 100 PSI

NO LEAD <0.25% Pb by weighted avg.

Part No.	Brand	Housing	Tank Connection	Pressure Range	Quantity L1	Quantity L2
Deep Well Adjustable Air Release • Air release valve factory set at 25 PSI						
AVC-AE10	Boshart	Plastic	1-1/4" MPT	0-40 PSI	50	
Deep Well Adjustable Air Release • Air release valve factory set at 25 PSI • NSF/ANSI Standard 372 Certified						
AVC-DW-AR	Boshart	Zinc die-cast	1-1/4" MPT	0-40 PSI	50	
Deep Well Air Release • NSF/ANSI Standard 372 Certified						
AVC-DWP	Boshart	Plastic	1-1/4" MPT		50	
Shallow Well Control • 48" of 1/4" poly tubing & brass mini barb adapters included • NSF/ANSI Standard 372 Certified						
AVC-L	Ametek	Zinc die-cast	1-1/4" MPT		20	
Deep Well Air Release • NSF/ANSI Standard 372 Certified						
AVC-PENN-WJ	PENN	Plastic	1-1/4" MPT		50	
Shallow Well Control • 48" of 1/4" poly tubing & brass mini barb adapters included • NSF/ANSI Standard 372 Certified						
AVC-SW	Boshart	Zinc die-cast	1-1/4" MPT		50	
Deep Well Adjustable Air Release • Air release valve factory set at 25 PSI • NSF/ANSI Standard 372 Certified						
AVC-WJ	Ametek	Zinc die-cast	1-1/4" MPT	0-40 PSI	20	

Contact your sales rep for any further information
Toll Free: 1-800-561-3164
boshart.com

BOSHART INDUSTRIES

FLOMATIC FLOW CONTROLS

The Flomatic® Flo-Trol® CD900 automatic flow control valves are designed to give constant flow over a wide pressure ranges. The valve design has no moving part; rather a self-cleaning flexible orifice that varies in size with applied pressure so that a constant flow rate is maintained. See tech sheet for various applications.

NO LEAD <0.25% Pb by weighted avg.

- 3" MPT models (CDK series) are available by special order. Contact sales for details.
- NSF/ANSI 61 & 372
- Flow rates are +/- 15% between 15 and 125 psi (1 to 6 bar)

Temperature Range: Up to 180°F (82°C)

3/8" FPT
Stainless Steel, Hex: 0.875", Overall Length: 1.75"

Part No.	Flow	Quantity L1	Quantity L2
CDA.19	0.19 GPM		
CDA.25	0.25 GPM		
CDA.50	0.5 GPM		
CDA.75	0.75 GPM		
CDA1.0	1 GPM		

1/2" FPT
Stainless Steel, Hex: 1.000", Overall Length: 2.00"

Part No.	Flow	Quantity L1	Quantity L2
CDB1.0	1 GPM		
CDB1.5	1.5 GPM		
CDB2.0	2 GPM		
CDB2.5	2.5 GPM		
CDB3.0	3 GPM		
CDB3.5	3.5 GPM		
CDB4.0	4 GPM		
CDB5.0	5 GPM		
CDB6.0	6 GPM		

3/4" FPT
Stainless Steel, Hex: 1.250", Overall Length: 2.25"

Part No.	Flow	Quantity L1	Quantity L2
CDC1.0	1 GPM		
CDC1.5	1.5 GPM		
CDC2.0	2 GPM		
CDC2.5	2.5 GPM		
CDC3.0	3 GPM		
CDC3.5	3.5 GPM		
CDC4.0	4 GPM		
CDC4.5	4.5 GPM		
CDC5.0	5 GPM		
CDC6.0	6 GPM		
CDC7.0	7 GPM		
CDC8.0	8 GPM		
CDC9.0	9 GPM		
CDC10	10 GPM		
CDC11.5	11.5 GPM		

3/4" MPT x FPT
Stainless Steel, Hex: 1.250", Overall Length: 1.50"

Part No.	Flow	Quantity L1	Quantity L2
CDY1.0	1 GPM		
CDY1.5	1.5 GPM		
CDY2.0	2 GPM		
CDY2.5	2.5 GPM		
CDY3.0	3 GPM		
CDY4.0	4 GPM		
CDY5.0	5 GPM		
CDY6.0	6 GPM		
CDY7.0	7 GPM		
CDY8.0	8 GPM		
CDY9.0	9 GPM		
CDY10	10 GPM		
CDY11.5	11.5 GPM		

1" FPT
Stainless Steel, Hex: 1.500", Overall Length: 2.75"

Part No.	Flow	Quantity L1	Quantity L2
CDX1.0	1 GPM		
CDX1.5	1.5 GPM		
CDX2.0	2 GPM		
CDX2.5	2.5 GPM		
CDX3.0	3 GPM		
CDX3.5	3.5 GPM		
CDX4.0	4 GPM		
CDX4.5	4.5 GPM		
CDX5.0	5 GPM		
CDX6.0	6 GPM		
CDX7.0	7 GPM		
CDX8.0	8 GPM		
CDX9.0	9 GPM		
CDX10	10 GPM		
CDX12	12 GPM		
CDX15	15 GPM		
CDX20	20 GPM		
CDX25	25 GPM		
CDX30	30 GPM		

FLOMATIC FLOW CONTROLS

1-1/4" MPT
Stainless Steel, OD: 1.66" , Overall Length: 3.00"

Part No.	Flow	Quantity L1	Quantity L2
CDP1.0	1 GPM		
CDP1.5	1.5 GPM		
CDP2.0	2 GPM		
CDP2.5	2.5 GPM		
CDP3.0	3 GPM		
CDP3.5	3.5 GPM		
CDP4.0	4 GPM		
CDP5.0	5 GPM		
CDP6.0	6 GPM		
CDP7.0	7 GPM		
CDP8.0	8 GPM		
CDP9.0	9 GPM		
CDP10	10 GPM		
CDP12	12 GPM		
CDP15	15 GPM		
CDP20	20 GPM		
CDP25	25 GPM		
CDP30	30 GPM		

1-1/2" MPT
Stainless Steel, OD: 1.90", Overall Length: 3.00"

Part No.	Flow	Quantity L1	Quantity L2
CDT9.0	9 GPM		
CDT10	10 GPM		
CDT12	12 GPM		
CDT15	15 GPM		
CDT20	20 GPM		
CDT25	25 GPM		
CDT30	30 GPM		

2" MPT
Stainless Steel, OD: 2.375", Overall Length: 3.00"

Part No.	Flow	Quantity L1	Quantity L2
CDF9.0	9 GPM		
CDF10	10 GPM		
CDF12	12 GPM		
CDF15	15 GPM		
CDF17	17 GPM		
CDF20	20 GPM		
CDF25	25 GPM		
CDF30	30 GPM		

Contact your sales rep for any further information
Toll Free: 1-800-561-3164
boshart.com